

BRAND USE AND STYLE GUIDE



Brand Team: Tanya Dierolf
Rebecca Laufer
Tammie Sheaffer
Bob Lipscomb

crwbrand.team@capitalregionwater.com

Capital Region Water Brand Use and Style Guide

Table of Contents

Introduction	1
Copyrights, Trademarks, Servicemarks, and Patents	1
What is a brand?	1
Our Logo	1
Logo Usage	3
Acceptable Use and Examples	4
Logo Misuse	4
Uncoupling the Double Drop	5
Logo Clear Space.....	5
Approved Colors	6
Example of Acceptable Use Over an Image	8
Example of Prohibited Use Over an Image with Texture or Graphics.....	11
Approved Typefaces (Fonts).....	12
File Naming and Formatting.....	14
Templates and Forms	17
Business Cards.....	17
Email Signature.....	17
Letterhead.....	19
Vehicle Branding and Specifications.....	19
Facility Signage	21
Appendices	
Appendix A – Copyrights, Trademarks, Servicemarks, and Patents	
Appendix B – Capital Region Water Signage Improvements	

Introduction

Welcome to the Capital Region Water Style Guide, a comprehensive reference tool meant to be your guide to Capital Region Water Branding. The components that comprise our Brand are defined in detail, providing every employee the proper tools for delivering our Brand. Standards, guidelines, and examples have been developed through careful consideration of many functional factors. Following these standards will ensure continuity, a high standard of quality, clarity, and consistency. Use them to formulate your messages, publications, correspondence, and presentations, both internally and externally.

Although this Style Guide serves to address common Branding situations and questions asked by staff, please do not hesitate to contact the CRW Brand Team (Tanya Dierolf, Rebecca Laufer, Tammie Sheaffer, and Bob Lipscomb) at crwbrand.team@capitalregionwater.com for additional assistance and review.

Copyrights, Trademarks, Servicemarks, and Patents

Some people confuse patents, copyrights, and trademarks. Although there may be some similarities among these kinds of intellectual property protection, they are different and serve different purposes. See Appendix A for best practices.

What is a Brand?

A Brand represents the perceptions that both internal and external audiences have of our organization; these perceptions can be formed from a single experience with our Brand, such as the first time our logo is seen or our name is heard, or from multiple experiences over an extended period. Regardless of where or how our audiences experience our Brand, it is important that our Brand send consistent messages, because consistency contributes to pattern recognition that is critical to building Brand awareness and familiarity.

Our Logo

The Capital Region Water logo is the most important visual component used to promote recognition of our name. It must be used consistently and correctly in order to effectively build awareness and to reinforce its legal protection as our identity. The logo must be applied to all materials in accordance with the following standards and guidelines to ensure maximum consistency and visibility is achieved with every application. The logo format is specified herein, and no other formats are to be created.

If an outside organization wishes to use Capital Region Water's logo, have them complete the Agreement for Logo Use link below and return to Capital Region Water along with a description of why they want to use Capital Region Water's logo and how they intend to use it.

<N:\CRW\Templates and Forms\ Organization-wide\2019-07-00 Agreement for Use of Logo.docx>

Logo Usage

Electronic versions of the logo, in approved formats and resolutions, can be found in <N:\CRW\Branding\CRW Logos>.

3-Color Standard (preferred use depending on space available)



Horizontal (preferred use depending on space available)



City Beautiful H2O



Acceptable Use and Examples

Consult with the Brand Team if City Beautiful logo is over a color background.



Logo Misuse

To help avoid logo misuse, use only approved electronic artwork. Never recreate or attempt to redraw the logo. Do not use the logo in the following ways.



Rotating



Stretching or Squishing



Incomplete Logo




Non-compliant Colors



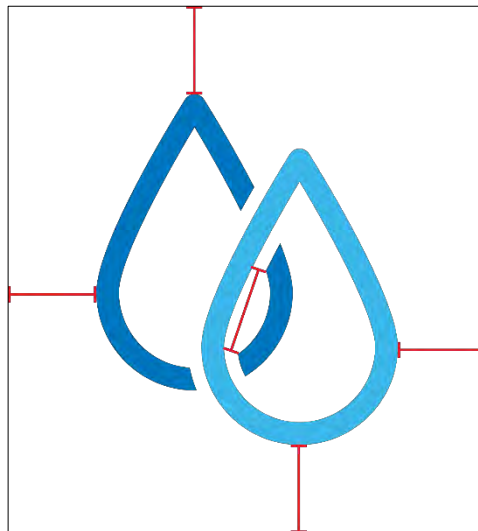
Over Backgrounds/Patters

Uncoupling the Double Drop

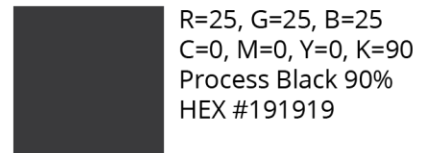
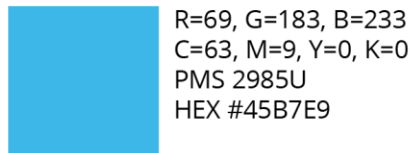
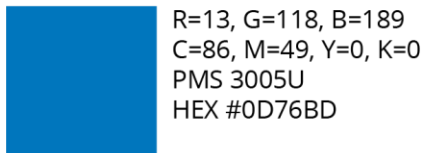
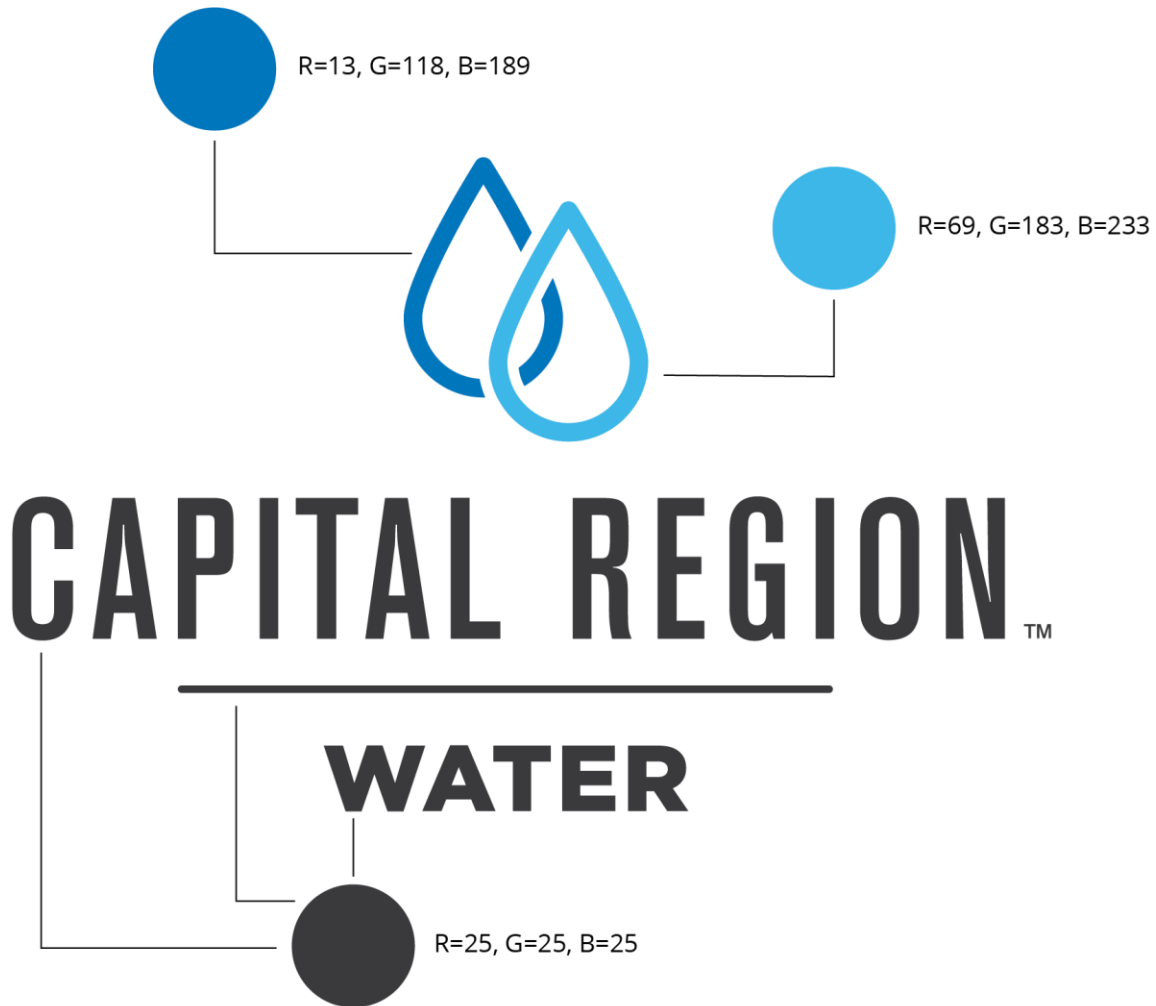
In some special use cases, the Double Drop can be uncoupled from the composite Brand mark and used as a graphic element representative of the Capital Region Water Brand. When uncoupling the Double Drop mark from the composite logo, the mark follows specific use guidelines to retain the integrity of the Brand outlined in the previous Acceptable Use and Examples and Logo Misuse sections.




Logo Clear Space



Approved Colors





R=0, G=129, B=198
C=100, M=34, Y=0, K=2
Pantone 7461C
HEX #0081C6



R=80, G=200, B=232
C=59, M=0, Y=6, K=0
Pantone 298C
HEX #50C8E8



R=161, G=206, B=87
C=41, M=0, Y=85, K=0
Pantone 367C
HEX #A1CE57

Example of Acceptable Use Over an Image

For a logo used in an open space, allow for clear space around the logo.

Better use of our community land
means better water for our city.



Did you know stormwater runoff carries all of the grime, chemicals and pollutants with it into our water system? Adopting simple practices like building community gardens in open spaces can dramatically improve our water quality.

Capital Region Water Brand Use and Style Guide

If the logo is placed over an image, care should be given to place the logo over an area of the image that is most devoid of texture, pattern or harsh color or contrast. Care should be given to providing the required amount of clear space around the logo relative to the subject/background relationship of the composition.



Capital Region Water Brand Use and Style Guide

If the logo is placed over a more complex image that does not allow the logo to contrast properly on top of it, the logo should be used atop an approved color solid or semi-opaque background with the requisite clear space. When in doubt, use the logo with a solid white or black background.



Example of Prohibited Use Over an Image with Texture or Graphics



Approved Typefaces (Fonts)

***Recommended for both paragraph text and title text.
OPEN SANS BY STEVE MATTESON

Open Sans Light, 300

Open Sans Regular, 400

Open Sans Semi-Bold, 600

Open Sans Bold, 700

Light Italic, 300

Regular Italic, 400

Semi-Bold Italic, 600

Bold Italic, 700

LIGHT 300

Grumpy wizards make toxic brew for the evil Queen and Jack.

NORMAL 400

Grumpy wizards make toxic brew for the evil Queen and Jack.

SEMI-BOLD 600

Grumpy wizards make toxic brew for the evil Queen and Jack.

BOLD 700

Grumpy wizards make toxic brew for the evil Queen and Jack.

LIGHT 300 ITALIC

Grumpy wizards make toxic brew for the evil Queen and Jack.

NORMAL 400 ITALIC

Grumpy wizards make toxic brew for the evil Queen and Jack.

SEMI-BOLD 600 ITALIC

Grumpy wizards make toxic brew for the evil Queen and Jack.

BOLD 700 ITALIC

Grumpy wizards make toxic brew for the evil Queen and Jack.

***Recommended for both paragraph text and title text.
OSWALD BY VERNON ADAMS

Oswald Light, 300
Oswald Regular, 400
Oswald Bold, 700

OSWALD LIGHT, 300
OSWALD REGULAR, 400
OSWALD BOLD, 700

LIGHT 300

Grumpy wizards make toxic brew for the evil Queen and Jack.

NORMAL 400

Grumpy wizards make toxic brew for the evil Queen and Jack.

BOLD 700

Grumpy wizards make toxic brew for the evil Queen and Jack.

LIGHT 300

GRUMPY WIZARDS MAKE TOXIC BREW FOR THE EVIL QUEEN AND JACK.

NORMAL 400

GRUMPY WIZARDS MAKE TOXIC BREW FOR THE EVIL QUEEN AND JACK.

BOLD 700

GRUMPY WIZARDS MAKE TOXIC BREW FOR THE EVIL QUEEN AND JACK.

File Naming and Formatting

Document/File Naming Convention for Electronic Filing	<ul style="list-style-type: none"> Please locate your respective topic folder and save your file(s) in using the following naming convention: Year-Month-Day [Title or Type & Topic] Do not repeat Title and/or Topic in the file name if it is the same as the folder and/or subfolder name. <u>Examples of Suitable File Path and Naming</u> <ul style="list-style-type: none"> N:\CRW\Templates and Forms\2016-03-02 Requisition Form N:\CRW\Correspondence\Drinking Water\Offers to Provide Lead Testing\2016-05-24 Letters to Day Care Centers\Keystone Math-Science Academy
Headings	<ul style="list-style-type: none"> Title: Oswald, 18 pt., Process black, Caps & Lower Case Heading 1: Oswald, 16 pt., Process black, Caps & Lower Case Heading 2: Open Sans, 14 pt., Process black, Caps & Lower Case Heading 3: Open Sans, 12 pt., Process black, Caps & Lower Case Heading 4: Open Sans, 12 pt., italic, Process black, Caps & Lower Case Create a hanging indent for headings going over one line of text Do not use ALL CAPITALS or Underline any Headings
Headers	<ul style="list-style-type: none"> Left justify logo w/"tight" text wrapping Right justify using Title & Heading Styles the following information: <ul style="list-style-type: none"> Type of Document or Report Topic of Document or Report Author Date Page __ of __
Footers – Two-sided	<ul style="list-style-type: none"> Left justify using Book Title Style, insert Document Info, File Path If applicable, insert Rev. Date
Body Text	<ul style="list-style-type: none"> Open Sans, 11 pt., Process black Justified Single spaced One space between sentences
Bullets	<ul style="list-style-type: none"> First tier (solid, black circle, no indent – align with body text) <ul style="list-style-type: none"> Second tier (black dash, ¼" indent) <ul style="list-style-type: none"> Third tier (small black square, ½" indent) 11 pt. paragraph spacing before and after a bullet series No spacing between bullets All justified

Capital Region Water Brand Use and Style Guide

	<ul style="list-style-type: none"> • Can be placed into two columns to conserve room • For bullets that have “headings” or categories, make the heading bold and follow with a long dash with a space before and after and capitalize the next word.
Captions	<ul style="list-style-type: none"> • Open Sans, 9 pt., Blue, bold • Left align with image/graphic/table • Place before an exhibit/table and below an image • Anything on its own page or in its own document gets special formatting: Open Sans, 11 pt., bold, Process black, top of page (justified)
Text Boxes	<ul style="list-style-type: none"> • Place in margin, align along margin of text (left or right) • No fill • Open Sans, 9 pt., bold, Blue • Optional fill <ul style="list-style-type: none"> – Gradient fill (top to bottom) <ul style="list-style-type: none"> ▪ Top color: RGB = 13, 118, 189 / CMYK = 86, 49, 0, 0 ▪ Bottom color: white – Center alignment – Open Sans, 10 pt., bold, Blue • Keep text boxes consistent in width throughout document
Tables	<ul style="list-style-type: none"> • All tables are to be referred to as “Exhibits”, include a descriptive Title explaining relevance and numbered or lettered alphabetically and consecutively throughout document and referenced within the text • Place Title of table as a caption and before table, left aligned using caption format (unless on its own page/document) • Main category labels: Open Sans, 11 pt., bold, white text on blue fill, centered within the cell • Sub category labels: Open Sans, 11 pt., bold, white text on bright blue fill, centered within the cell • All other text: Open Sans, 11 pt., black text, alternating rows of white (to start) and bright blue; use discretion on alignment within the cell (e.g. center numbers, etc.) • Borders: <ul style="list-style-type: none"> • No left or right outside border lines; ½ pt. black inside borders • ½ pt. white border to be used between blue and bright blue cells • Place at the top or bottom of pages • Center tables to take up the width of the page
General/ Miscellaneous	<ul style="list-style-type: none"> • Do not underline bold items • No widow/orphan headings or lines

Capital Region Water Brand Use and Style Guide

Images	<ul style="list-style-type: none"> • If possible, keep all portrait-oriented images same size throughout document and all landscape-oriented images same size throughout document • Placed at top or bottom of pages; do not break a bulleted list • Refer to all graphics as “Figures”, include an action caption and number consecutively throughout document and reference within the text • Place caption below image and align left
Flow Charts	<ul style="list-style-type: none"> • Use either portrait or landscape template 8 ½” x 11” or 11” x 17” • Font <ul style="list-style-type: none"> – Page titles: Refer to “Tables” guidelines • Colors <ul style="list-style-type: none"> – Blue (1st tier) – Bright blue (2nd tier) – Process black (3rd tier) • Inside boxes: <ul style="list-style-type: none"> – Separator line underneath main title (¾ pt. Bright blue line for Blue boxes, ¾ pt. Blue line for Bright blue boxes); if there are space constraints, don’t use – Assignment title/category: bold – Subcategory: italic – Names: no bold or italics, just plain text • Connector lines: 1 pt., Blue • If separate page, add a page number to the footer of the page: Open Sans, 11 pt., right justified
Table of Contents	<ul style="list-style-type: none"> • Add abbreviations and acronyms to the end of table of contents <ul style="list-style-type: none"> – Spell out at first occurrence, then abbreviate throughout rest of document. – Include all abbreviations and acronyms that are spelled out within the text. • Single column (regardless of template being used) • Font: Open Sans, 11 pt., Blue (first tier) and 11 pt., Bright blue (second tier), paragraph spacing 11 pt. (size and paragraph spacing subject to change depending on space requirements) <ul style="list-style-type: none"> – First tier of the TOC should be Blue; all sub-tiers should be Black • Justified with dot leaders to page numbers
Cover Letter	<ul style="list-style-type: none"> • Font: Open Sans, 11pt., black, 11 pt. paragraph spacing, single spaced OR dependent upon space requirements, Open Sans, 10 pt., black, 10 pt. paragraph spacing, single spaced • Left align date • Justified align body text

- Left align signature block
- **RE:** should be bold; any text on the second line should be a hanging indent
- Second page header – Right align: **RE: information**, date, page number (“Page 1 of 2”)
- Spacing:
 - 4 spaces after date
 - 1 space after address block
 - 1 space after RE: line
 - 1 space after salutation
 - 1 space after complimentary close
 - 4 spaces after complimentary close for signature area and Name (include credentials, e.g. David Stewart, P.E., BCEE)
 - 1 space after Name for Title (e.g. Director of Engineering)
 - 2 spaces after Title for cc:

Templates and Forms

A library of templates and forms to be used is available at <N:\CRW\Templates and Forms> and <https://capitalregionwater.com/forms/>. Contact crwbrand.team@capitalregionwater.com if you are unable to locate what you are looking for, or need one created. (See “Letterhead” for specific forms below.)

Business Cards

To request or reorder business cards, contact crwbrand.team@capitalregionwater.com.

Email Signature

An email signature was developed to address issues with the logo wrapping incorrectly on some devices. Please follow the attached procedures to add or update your email signature. The document includes guidance on adding or updating the signature on your mobile device and Outlook Online.

If you need assistance, feel free to reach out to Tom Czyzkowski by email at tom.czyzkowski@capitalregionwater.com or by phone at extension 113.

[N:\CRW\Standard Operating Procedures\Organization-wide\2019-01-16 Signatures for Various Devices.pdf](#)

Use one of the following to copy and paste into your email signature.

For Outlook

[Name] | [Title]

888-510-0606 | XXX-XXX-XXXX (o) | XXX-XXX-XXXX (m)



Capital Region Water

3003 North Front Street | Harrisburg, PA 17110

Investing in Our Community from Raindrop to River

capitalregionwater.com | [Facebook](#) | [Twitter](#) | [YouTube](#)

[Name] | [Title]

888-510-0606 | XXX-XXX-XXXX (o) | XXX-XXX-XXXX (m)



Capital Region Water

100 Pine Drive | Harrisburg, PA 17103

Investing in Our Community from Raindrop to River

capitalregionwater.com | [Facebook](#) | [Twitter](#) | [YouTube](#)

[Name] | [Title]

888-510-0606 | XXX-XXX-XXXX (o) | XXX-XXX-XXXX (m)



Capital Region Water

1662 South Cameron Street | Harrisburg, PA 17104

Investing in Our Community from Raindrop to River

capitalregionwater.com | [Facebook](#) | [Twitter](#) | [YouTube](#)

For Mobile Devices

[Name] | [Title]

888-510-0606 | XXX-XXX-XXXX (o) | XXX-XXX-XXXX (m)

Capital Region Water

3003 North Front Street | Harrisburg, PA 17110

Investing in Our Community from Raindrop to River

capitalregionwater.com | [Facebook](#) | [Twitter](#) | [YouTube](#)

[Name] | [Title]

888-510-0606 | XXX-XXX-XXXX (o) | XXX-XXX-XXXX (m)

Capital Region Water

100 Pine Drive | Harrisburg, PA 17103

Investing in Our Community from Raindrop to River

capitalregionwater.com | [Facebook](#) | [Twitter](#) | [YouTube](#)

[Name] | [Title]

888-510-0606 | XXX-XXX-XXXX (o) | XXX-XXX-XXXX (m)

Capital Region Water

1662 South Cameron Street | Harrisburg, PA 17104

Investing in Our Community from Raindrop to River

capitalregionwater.com | [Facebook](#) | [Twitter](#) | [YouTube](#)

Letterhead

Letterhead templates for all locations are available in the Templates and Forms library at:

- Administration [N:\CRW\Templates and Forms\ Administrative](#),
- Drinking Water [N:\CRW\Templates and Forms\ Drinking Water](#),
- Billing and Collections [N:\CRW\Templates and Forms\ Finance\AR Collection](#),
- Customer Service Center [N:\CRW\Templates and Forms\ Finance\Customer Service](#),
- Wastewater [N:\CRW\Templates and Forms\ Wastewater](#).

If you are inserting preprinted stationery letterhead into the printer to printout, use the file with PRINT ON LETTERHEAD PAPER in the title.

Vehicle Branding and Specifications

The vendor for logo decals on vehicles and equipment, including vehicle letters and numbers is:

RPM Signs and Lighting

631 South 17th Street

Harrisburg, PA 17104-2258

Telephone: (717) 214-6831

<http://rpmsignsandlighting.com/>

- Vehicle/Equipment Letter/Numbers are 2" Black or White Vinyl
- Font: Helvetica Condensed Black (per RPM on 10/11/2017)
- Door Graphics: 28.5 X 18 in print logo with Black or White Vinyl Lettering

Capital Region Water Brand Use and Style Guide

Branding specifications for vehicle letters/numbers shall be in black or white vinyl, based on the color of the vehicle or equipment. The respective Facility Supervisor shall order two sets of CRW logo decals and vehicle numbers for each vehicle or equipment prior to the anticipated delivery date. For consistency, the following standards shall be used:

- Dark Blue Vehicles: 2" White Vinyl Letters/Numbers
- White Cabs: 2" Black Vinyl Letters/Numbers and Black Vinyl Lettering Logo with two color blue raindrops
- Orange or Yellow Vehicles or Equipment: 2" Black Vinyl Letters/Numbers

CRW logo decals and assigned vehicle/equipment numbers on both the left and right-side front door panels for logo decals, and the right and left front corner panels of trucks or sedans to reveal CRW's vehicle number from both sides of the vehicle/equipment upon delivery and acceptance. Correct any vehicle logos on the doors that are split by the safety reflectors.



Placement of CRW logos on Vector Trucks shall be prominently displayed on both sides of the Vector, in addition to the front door panels.



Vehicles that have not been Branded are not permitted to be used in the field until they are Branded.

Facility Signage

Official facility signage layouts and applications specifications are detailed in Appendix B, Capital Region Water Signage Improvements, dated September 2017.



Appendix A

Copyrights, Trademarks, Servicemarks, and Patents

Capital Region Water Brand Use and Style Guide

Appendix A – Copyrights, Trademarks, Servicemarks, and Patents

Some people confuse patents, copyrights, and trademarks. Although there may be some similarities among these kinds of intellectual property protection, they are different and serve different purposes.

What is a Copyright?

Copyright is a form of protection provided to the authors of "original works of authorship" including literary, dramatic, musical, artistic, and certain other intellectual works, both published and unpublished. The 1976 Copyright Act generally gives the owner of copyright the exclusive right to reproduce the copyrighted work, to prepare derivative works, to distribute copies or phonorecords of the copyrighted work, to perform the copyrighted work publicly, or to display the copyrighted work publicly.

The copyright protects the form of expression rather than the subject matter of the writing. For example, a description of a machine could be copyrighted, but this would only prevent others from copying the description; it would not prevent others from writing a description of their own or from making and using the machine. Copyrights are registered by the Copyright Office of the Library of Congress.

What Is a Trademark or Servicemark?

A trademark is a word, name, symbol, or device that is used in trade with goods to indicate the source of the goods and to distinguish them from the goods of others. A servicemark is the same as a trademark except that it identifies and distinguishes the source of a service rather than a product. The terms "trademark" and "mark" are commonly used to refer to both trademarks and servicemarks.

Trademark rights may be used to prevent others from using a confusingly similar mark, but not to prevent others from making the same goods or from selling the same goods or services under a clearly different mark. Trademarks that are used in interstate or foreign commerce may be registered with the USPTO. The registration procedure for trademarks and general information concerning trademarks can be found in the separate book entitled "Basic Facts about Trademarks." (http://www.uspto.gov/trademarks/basics/Basic_Facts_Trademarks.jsp).

What is a Patent?

A patent for an invention is the grant of a property right to the inventor, issued by the United States Patent and Trademark Office. Generally, the term of a new patent is 20 years from the date on which the application for the patent was filed in the United States or, in special cases, from the date an earlier related application was filed, subject to the payment of maintenance fees. U.S. patent grants are effective only within the United States, U.S. territories, and U.S. possessions. Under certain circumstances, patent term extensions or adjustments may be available.

The right conferred by the patent grant is, in the language of the statute and of the grant itself, “the right to exclude others from making, using, offering for sale, or selling” the invention in the United States or “importing” the invention into the United States. What is granted is not the right to make, use, offer for sale, sell or import, but the right to exclude others from making, using, offering for sale, selling or importing the invention. Once a patent is issued, the patentee must enforce the patent without aid of the USPTO.

There are three types of patents:

1. Utility patents may be granted to anyone who invents or discovers any new and useful process, machine, article of manufacture, or composition of matter, or any new and useful improvement thereof;
2. Design patents may be granted to anyone who invents a new, original, and ornamental design for an article of manufacture; and
3. Plant patents may be granted to anyone who invents or discovers and asexually reproduces any distinct and new variety of plant.



Appendix B

Capital Region Water

Signage Improvements



CAPITAL REGION WATER

SIGNAGE IMPROVEMENTS

BID SET | SEPTEMBER 2017

SHEET INDEX

L000 CONTEXT MAP

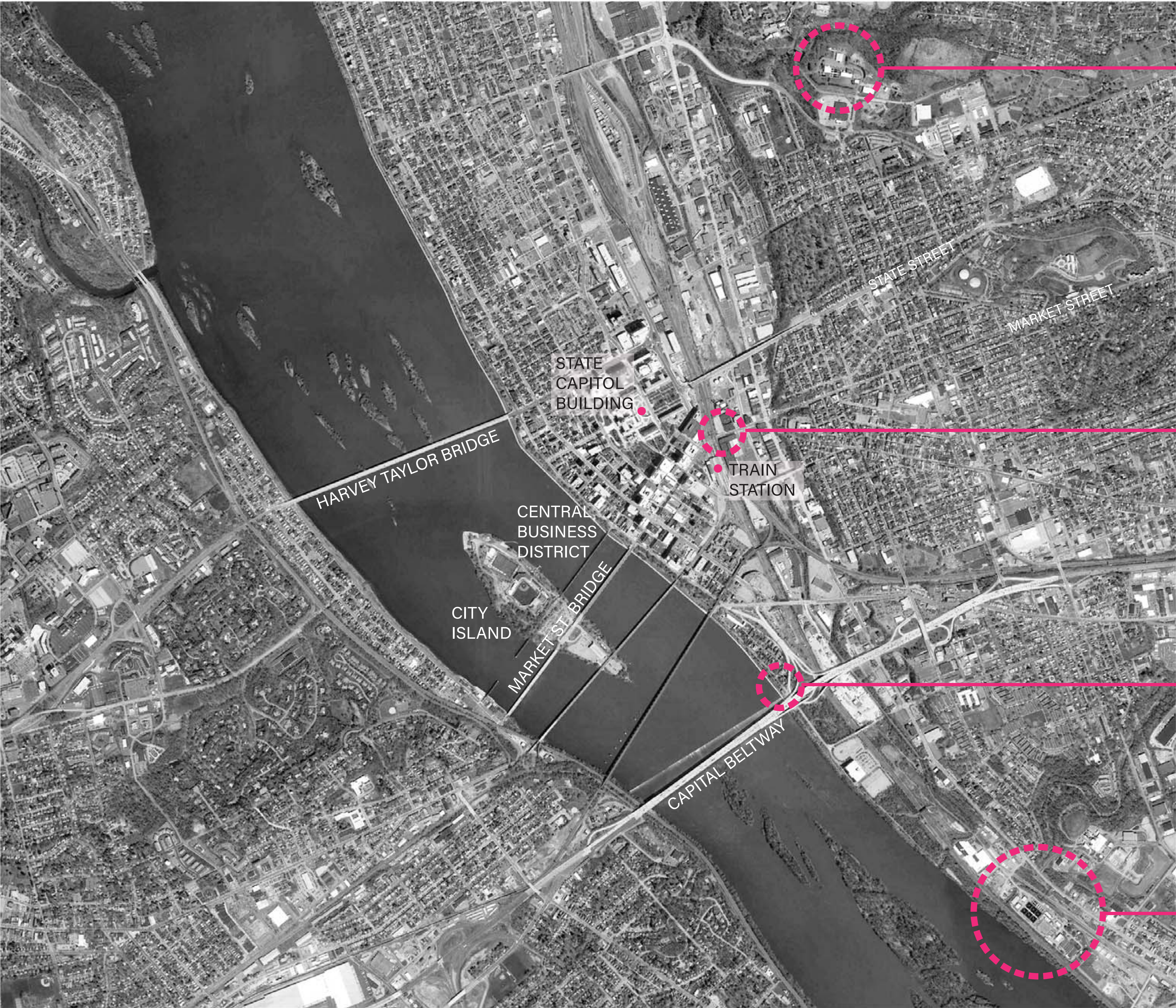
L100 KEY PLANS AND REFERENCE IMAGES

- SITE 1: Water Services Center
- SITE 2: Market Street Pump Station
- SITE 3: Front Street Pump Station
- SITE 4: AWTF

L200 ARTWORK

- SITE 1: Water Services Center
- SITE 2: Market Street Pump Station
- SITE 3: Front Street Pump Station
- SITE 4: AWTF

L300 INSTALLATION DETAILS



CONTEXT MAP - CAPITAL REGION WATER | SIGNAGE IMPROVEMENTS
Harrisburg, Pennsylvania

SCALE: 1" = 1000' - 0"



SITE 1 - WATER TREATMENT FACILITY

SITE 2 - MARKET STREET PUMP STATION

SITE 3 - FRONT STREET PUMP STATION

SITE 4 - ADVANCED WASTEWATER
TREATMENT FACILITY

**CAPITAL REGION
WATER
WAYFINDING**

HARRISBURG, PA

CAPITAL REGION WATER
100 PINE DRIVE
HARRISBURG, PA 17103

KEY PLAN

REV #	DATE	DESCRIPTION
-------	------	-------------

SEALS

COPYRIGHT © 2016 - Wallace Roberts & Todd, LLC - ALL RIGHTS RE-SERVED - All ideas, designs, arrangements and plans indicated or represented by this drawing and written material appearing herein constitute the original and unpublished work of Wallace Roberts & Todd, LLC and the same may not be duplicated, used or disclosed to any person, firm or corporation for any purpose whatsoever without the written consent of the architect.


JOB #: 7870	DRAWN BY:
DATE: 09/14/17	CHECKED BY:

DRAWING TITLE:

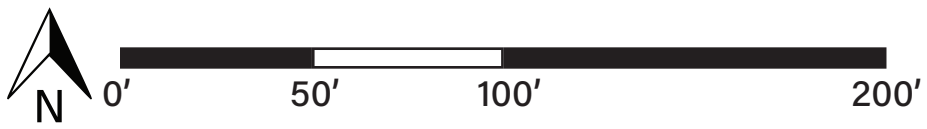
CONTEXT MAP

DRAWING #:

L-100



SITE 1 - WATER TREATMENT FACILITY
100 Pine Drive, Harrisburg, PA 17103



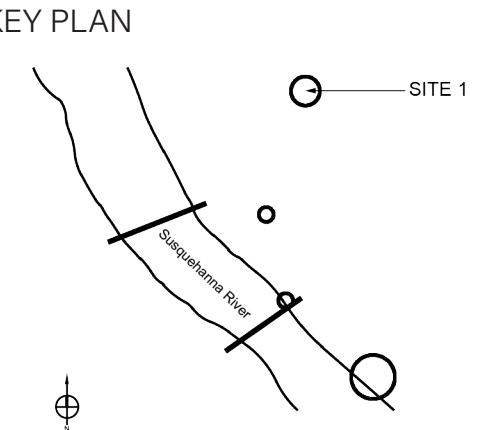
LEGEND (SYMBOLS NOT TO SCALE)

- ★ IDENTITY SIGN
- BLADE DIRECTIONAL SIGN
- FREE STANDING (SINGLE POST) SIGN
- MOUNTED SIGN
- ▲ VINYL SIGN

**CAPITAL REGION
WATER
WAYFINDING**

HARRISBURG, PA

CAPITAL REGION WATER
100 PINE DRIVE
HARRISBURG, PA 17103



REV #	DATE	DESCRIPTION
-------	------	-------------

SEALS

COPYRIGHT © 2016 - Wallace Roberts & Todd, LLC - ALL RIGHTS RESERVED - All ideas, designs, arrangements and plans indicated or represented by this drawing and written material appearing herein constitute the original and unpublished work of Wallace Roberts & Todd, LLC and the same may not be duplicated, used or disclosed to any person, firm or corporation for any purpose whatsoever without the written consent of the architect.

JOB #: 7870
DATE: 09/14/17

DRAWN BY:
CHECKED BY:

DRAWING TITLE:

SITE 1: KEY PLAN

DRAWING #:

L-101



★ **FREESTANDING IDENTITY SIGN - 16'-0" x 7'-0"**

SIGN TEXT = *Water Services Center & Customer Service Center*

ARTWORK: 1/L201
INSTALL: L301

**Note: The front panel will be replaced, structure to remain.*



★ **MOUNTED IDENTITY SIGN**

SIGN TEXT = *CAPITAL REGION WATER* Logo

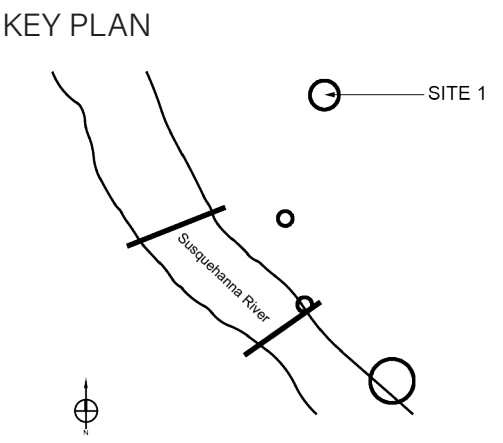
ARTWORK: L302
INSTALL: L302

**Note: Brushed Aluminum Die Cut Letters and Drops with pin mount (see detail for more information)*

**CAPITAL REGION
WATER
WAYFINDING**

HARRISBURG, PA

CAPITAL REGION WATER
100 PINE DRIVE
HARRISBURG, PA 17103



REV #	DATE	DESCRIPTION

SEALS

COPYRIGHT © 2016 - Wallace Roberts & Todd, LLC - ALL RIGHTS RESERVED - All ideas, designs, arrangements and plans indicated or represented by this drawing and written material appearing herein constitute the original and unpublished work of Wallace Roberts & Todd, LLC and the same may not be duplicated, used or disclosed to any person, firm or corporation for any purpose whatsoever without the written consent of the architect.

JOB #: 7870
DATE: 09/14/17

DRAWN BY:
CHECKED BY:

DRAWING TITLE:
**SITE 1 - EXISTING
SITE IMAGES AND
PROPOSED SIGN
LOCATIONS**

DRAWING #:

L-102

Sign location may change due to fencing project.



1 **BLADE DIRECTIONAL SIGN - 24" x 72"**
SIGN TEXT FRONT = <-- CUSTOMER SERVICE CENTER
ARTWORK: 1/L202
INSTALL: L303

AUTHORIZED PERSONNEL ONLY
^ ADMINISTRATION/MAINTENANCE BUILDING
^ BULK WATER
^ OPERATIONS BUILDING

SIGN TEXT BACK = ^ EXIT

Sign location may change due to fencing project.



2 **BLADE DIRECTIONAL SIGN - 24" x 72"**
SIGN TEXT FRONT = <-- CUSTOMER SERVICE CENTER
ARTWORK: 2/L202
INSTALL: L303

AUTHORIZED PERSONNEL ONLY
^ ADMINISTRATION / MAINTENANCE BUILDING
^ BULK WATER
^ OPERATIONS BUILDING

SIGN TEXT BACK = ^ EXIT
--> CUSTOMER SERVICE CENTER



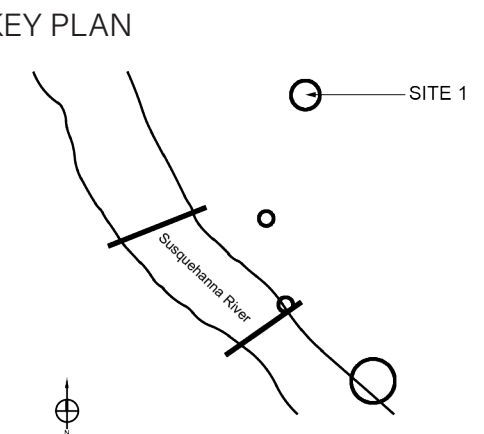
3 **BLADE DIRECTIONAL SIGN - 24" x 72"**
SIGN TEXT FRONT = --> ADMINISTRATION / MAINENANCE BUILDING
ARTWORK: 3/L202
INSTALL: L303

^ BULK WATER
^ OPERATIONS BUILDING
^ Visitor Parking

SIGN TEXT BACK = ^ EXIT

**CAPITAL REGION
WATER
WAYFINDING**
HARRISBURG, PA

CAPITAL REGION WATER
100 PINE DRIVE
HARRISBURG, PA 17103



REV #	DATE	DESCRIPTION
-------	------	-------------

SEALS

COPYRIGHT © 2016 - Wallace Roberts & Todd, LLC - ALL RIGHTS RE-SERVED - All ideas, designs, arrangements and plans indicated or represented by this drawing and written material appearing herein constitute the original and unpublished work of Wallace Roberts & Todd, LLC and the same may not be duplicated, used or disclosed to any person, firm or corporation for any purpose whatsoever without the written consent of the architect.

JOB #: 7870
DATE: 09/14/17

DRAWN BY:
CHECKED BY:

DRAWING TITLE:
**SITE 1 - EXISTING
SITE IMAGES AND
PROPOSED SIGN
LOCATIONS**

DRAWING #:

L-103



1

FREESTANDING (SINGLE POST) SIGN - 24" x 30"

SIGN TEXT =

CUSTOMER SERVICE CENTER

OPEN, CLOSED (slider)

PLEASE USE INTERCOM FOR ACCESS

ARTWORK: C/L203

INSTALL: L305

See Artwork for Changes

*NOTE: New sign should be parallel to the intercom and concrete pad.

CAPITAL REGION
WATER
WAYFINDING

HARRISBURG, PA

CAPITAL REGION WATER
100 PINE DRIVE
HARRISBURG, PA 17103

KEY PLAN

REV #	DATE	DESCRIPTION

SEALS

COPYRIGHT © 2016 - Wallace Roberts & Todd, LLC - ALL RIGHTS RE-SERVED - All ideas, designs, arrangements and plans indicated or represented by this drawing and written material appearing herein constitute the original and unpublished work of Wallace Roberts & Todd, LLC and the same may not be duplicated, used or disclosed to any person, firm or corporation for any purpose whatsoever without the written consent of the architect.

JOB #: 7870

DATE: 09/14/17

DRAWN BY:

CHECKED BY:

DRAWING TITLE:

**SITE 1 - EXISTING
SITE IMAGES AND
PROPOSED SIGN
LOCATIONS**

DRAWING #:

L-104



1

MOUNTED - 24" x 24"
FOR SIGN TEXT, SEE ARTWORK
Sign no longer needed.

ARTWORK:

1/L204

INSTALL:

L312



2

MOUNTED - 24" x 48"
SIGN TEXT = *CUSTOMER SERVICE CENTER*

ARTWORK:

2/L206

INSTALL:

L308



3

MOUNTED SUSPENDED FROM CABLE - 24" x 48"
SIGN TEXT= *AUTHORIZED PERSONNEL ONLY*

ARTWORK:

3/L206

INSTALL:

L313



4

MOUNTED - 8" x 10"
SIGN TEXT = *PLEASE USE INTERCOM*

ARTWORK:

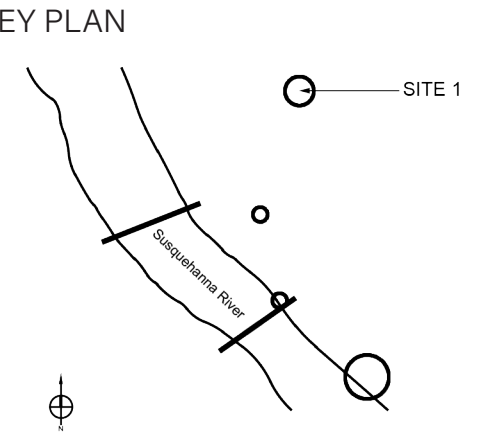
4/L209

INSTALL:

L310

CAPITAL REGION
WATER
WAYFINDING
HARRISBURG, PA

CAPITAL REGION WATER
100 PINE DRIVE
HARRISBURG, PA 17103



REV #	DATE	DESCRIPTION
-------	------	-------------

SEALS

COPYRIGHT © 2016 - Wallace Roberts & Todd, LLC - ALL RIGHTS RESERVED - All ideas, designs, arrangements and plans indicated or represented by this drawing and written material appearing herein constitute the original and unpublished work of Wallace Roberts & Todd, LLC and the same may not be duplicated, used or disclosed to any person, firm or corporation for any purpose whatsoever without the written consent of the architect.

JOB #: 7870
DATE: 09/14/17

DRAWN BY:
CHECKED BY:

DRAWING TITLE:
**SITE 1 - EXISTING
SITE IMAGES AND
PROPOSED SIGN
LOCATIONS**

DRAWING #:



5

MOUNTED - 48" x 48"
SIGN TEXT = *RESTRICTED AREA, AUTHORIZED PERSONNEL ONLY*

ARTWORK: 5/L208
INSTALL: L312




6

MOUNTED - 24" x 24"
SIGN TEXT = *AUTHORIZED PERSONNEL ONLY*

ARTWORK: 6/L204
INSTALL: L309

Sign 24 same as 6 and installed next to door as identified in image above.



7

MOUNTED - 48" x 24"
SIGN TEXT = *ADMINISTRATION / MAINTENANCE BUILDING*

ARTWORK: 7/L204
INSTALL: L309

Make sign 48" wide x 24" high



8

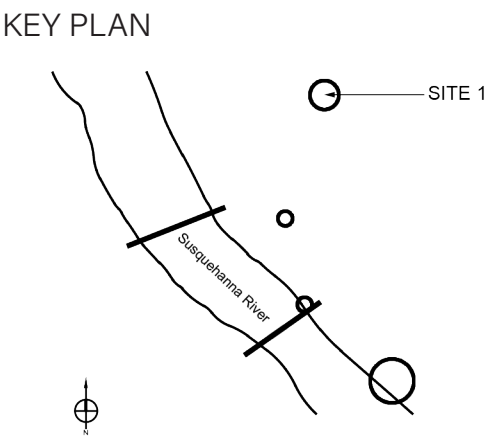
MOUNTED - 24" x 24"
SIGN TEXT = *ADMINISTRATION / MAINTENANCE BUILDING*

ARTWORK: 7/L204
INSTALL: L309

Make standout perpindicular from building.

CAPITAL REGION
WATER
WAYFINDING
HARRISBURG, PA

CAPITAL REGION WATER
100 PINE DRIVE
HARRISBURG, PA 17103



REV #	DATE	DESCRIPTION
-------	------	-------------

SEALS

COPYRIGHT © 2016 - Wallace Roberts & Todd, LLC - ALL RIGHTS RESERVED - All ideas, designs, arrangements and plans indicated or represented by this drawing and written material appearing herein constitute the original and unpublished work of Wallace Roberts & Todd, LLC and the same may not be duplicated, used or disclosed to any person, firm or corporation for any purpose whatsoever without the written consent of the architect.

JOB #: 7870 DATE: 09/14/17	DRAWN BY: CHECKED BY:
-------------------------------	--------------------------

DRAWING TITLE:
**SITE 1 - EXISTING
SITE IMAGES AND
PROPOSED SIGN
LOCATIONS**

DRAWING #:

L-106



9 MOUNTED - 24" x 24"
SIGN TEXT = *BULK WATER BUILDING*

ARTWORK: 9/L204
INSTALL: L309



10 MOUNTED - 24" x 48"
SIGN TEXT = *CHLORINE STORAGE*

ARTWORK: 10/L206
INSTALL: L308

Sign no longer needed.



11 MOUNTED - 24" x 48"
SIGN TEXT = *OPERATIONS LOADING DOCK*

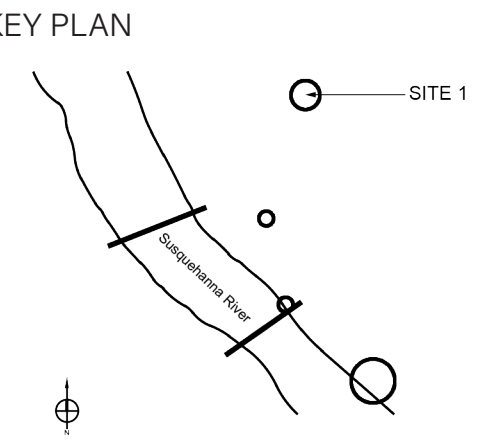
ARTWORK: 11/L206
INSTALL: L308



12 MOUNTED - 24" x 48"
SIGN TEXT = *OPERATIONS BUILDING*

ARTWORK: 12/L207
INSTALL: L308

Add Authorized Personnel Sign



REV #	DATE	DESCRIPTION

SEALS

COPYRIGHT © 2016 - Wallace Roberts & Todd, LLC - ALL RIGHTS RESERVED - All ideas, designs, arrangements and plans indicated or represented by this drawing and written material appearing herein constitute the original and unpublished work of Wallace Roberts & Todd, LLC and the same may not be duplicated, used or disclosed to any person, firm or corporation for any purpose whatsoever without the written consent of the architect.

JOB #: 7870
DATE: 09/14/17

DRAWN BY:
CHECKED BY:

DRAWING TITLE:
**SITE 1 - EXISTING
SITE IMAGES AND
PROPOSED SIGN
LOCATIONS**

DRAWING #:
L-107



13

MOUNTED - 24" x 24"
SIGN TEXT = *FLOCCULATION TANKS*
Install sign 13 on the left rail facing right.

ARTWORK: 13/L204
INSTALL: L311



15

MOUNTED - 24" x 24"
SIGN TEXT = *AUTHORIZED PERSONNEL ONLY*

ARTWORK: 15/L207
INSTALL: L308



14

MOUNTED - 24" x 24"
SIGN TEXT = *SEDIMENTATION BASINS*
Install sign 14 on the left rail facing right.

ARTWORK: 14/L204
INSTALL: L311



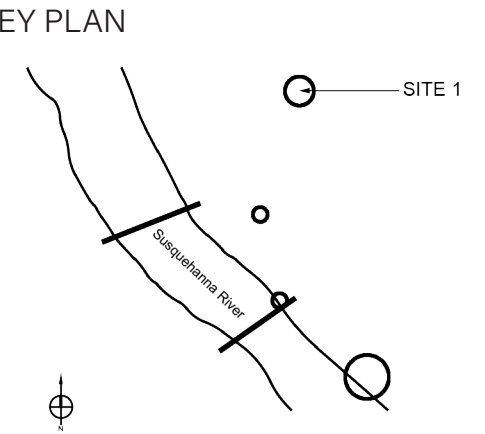
16

MOUNTED - 24" x 24"
SIGN TEXT = *AUTHORIZED PERSONNEL ONLY*

ARTWORK: 16/L204
INSTALL: L308

CAPITAL REGION
WATER
WAYFINDING
HARRISBURG, PA

CAPITAL REGION WATER
100 PINE DRIVE
HARRISBURG, PA 17103



REV #	DATE	DESCRIPTION
-------	------	-------------

SEALS

COPYRIGHT © 2016 - Wallace Roberts & Todd, LLC - ALL RIGHTS RESERVED - All ideas, designs, arrangements and plans indicated or represented by this drawing and written material appearing herein constitute the original and unpublished work of Wallace Roberts & Todd, LLC and the same may not be duplicated, used or disclosed to any person, firm or corporation for any purpose whatsoever without the written consent of the architect.

JOB #: 7870
DATE: 09/14/17

DRAWN BY:
CHECKED BY:

DRAWING TITLE:
**SITE 1 - EXISTING
SITE IMAGES AND
PROPOSED SIGN
LOCATIONS**

DRAWING #:

L-108



17

MOUNTED - 24" x 24"
SIGN TEXT = *AUTHORIZED PERSONNEL ONLY*

ARTWORK: 17/L206
INSTALL: L308



19

MOUNTED - 48" x 48"
SIGN TEXT = *RESTRICTED AREA, AUTHORIZED PERSONNEL ONLY*

ARTWORK: 19/L208
INSTALL: L312



18

MOUNTED - 24" x 24"
SIGN TEXT = *ELECTRICAL SUBSTATION*

ARTWORK: 18/L205
INSTALL: L312

Sign no longer needed.



20

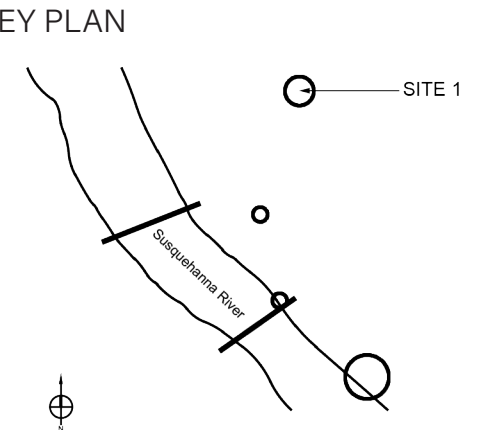
MOUNTED - 24" x 24"
FOR SIGN TEXT, PLEASE SEE ARTWORK

ARTWORK: 20/L205
INSTALL: L312

Sign no longer needed

CAPITAL REGION
WATER
WAYFINDING
HARRISBURG, PA

CAPITAL REGION WATER
100 PINE DRIVE
HARRISBURG, PA 17103



REV #	DATE	DESCRIPTION
-------	------	-------------

SEALS

COPYRIGHT © 2016 - Wallace Roberts & Todd, LLC - ALL RIGHTS RE-SERVED - All ideas, designs, arrangements and plans indicated or represented by this drawing and written material appearing herein constitute the original and unpublished work of Wallace Roberts & Todd, LLC and the same may not be duplicated, used or disclosed to any person, firm or corporation for any purpose whatsoever without the written consent of the architect.

JOB #: 7870
DATE: 09/14/17

DRAWN BY:
CHECKED BY:

DRAWING TITLE:
SITE 1 - EXISTING SITE IMAGES AND PROPOSED SIGN LOCATIONS

DRAWING #:

L-109



1

VINYL SIGN - 24" x 24"

SIGN TEXT = *CUSTOMER SERVICE CENTER HOURS (SEE SIGN FOR MORE)*

ARTWORK:

INSTALL:

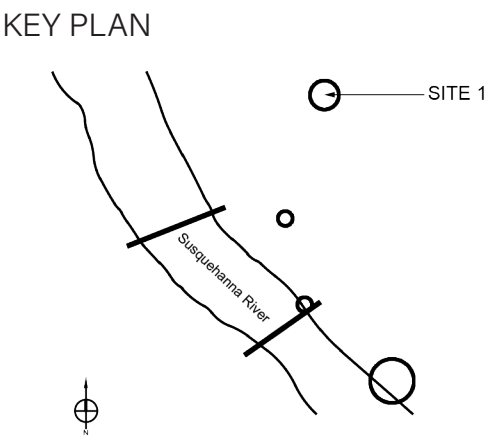
1/L210

L314

**CAPITAL REGION
WATER
WAYFINDING**

HARRISBURG, PA

CAPITAL REGION WATER
100 PINE DRIVE
HARRISBURG, PA 17103



REV #	DATE	DESCRIPTION

SEALS

COPYRIGHT © 2016 - Wallace Roberts & Todd, LLC - ALL RIGHTS RE-SERVED - All ideas, designs, arrangements and plans indicated or represented by this drawing and written material appearing herein constitute the original and unpublished work of Wallace Roberts & Todd, LLC and the same may not be duplicated, used or disclosed to any person, firm or corporation for any purpose whatsoever without the written consent of the architect.


JOB #: 7870	DRAWN BY:
DATE: 09/14/17	CHECKED BY:

DRAWING TITLE:

**SITE 1 - EXISTING
SITE IMAGES AND
PROPOSED SIGN
LOCATIONS**

DRAWING #:

L-110



SITE 2 - MARKET STREET PUMP STATION
810 Market Street, Harrisburg, PA 17101

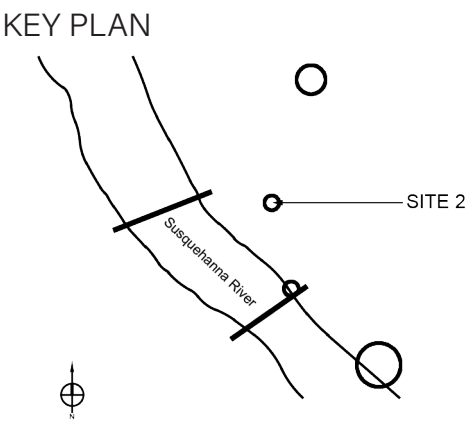


LEGEND

 MOUNTED SIGN

**CAPITAL REGION
WATER
WAYFINDING**
HARRISBURG, PA

CAPITAL REGION WATER
100 PINE DRIVE
HARRISBURG, PA 17103



REV #	DATE	DESCRIPTION
-------	------	-------------

SEALS

COPYRIGHT © 2016 - Wallace Roberts & Todd, LLC - ALL RIGHTS RESERVED - All ideas, designs, arrangements and plans indicated or represented by this drawing and written material appearing herein constitute the original and unpublished work of Wallace Roberts & Todd, LLC and the same may not be duplicated, used or disclosed to any person, firm or corporation for any purpose whatsoever without the written consent of the architect.


JOB #: 7870 DRAWN BY:
DATE: 09/14/17 CHECKED BY:

DRAWING TITLE:

SITE 2- KEY PLAN

DRAWING #:

L-111



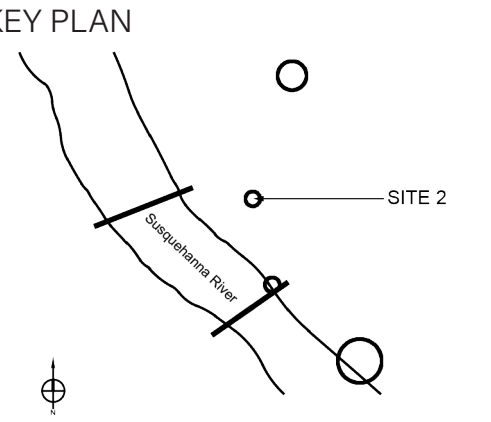
MOUNTED - 24" x 48"
SIGN TEXT = MARKET STREET PUMP STATION

ARTWORK: 1/L211
INSTALL: L308

**Note: Sign will be centered to the right of window as shown. Detail drawn from a photo with some distortion in perspective - there is about an inch discrepancy maximum. Sign shall be mounted into the joints rather than stone. Field verification is required.*

**CAPITAL REGION
WATER
WAYFINDING**
HARRISBURG, PA

CAPITAL REGION WATER
100 PINE DRIVE
HARRISBURG, PA 17103



REV #	DATE	DESCRIPTION

SEALS

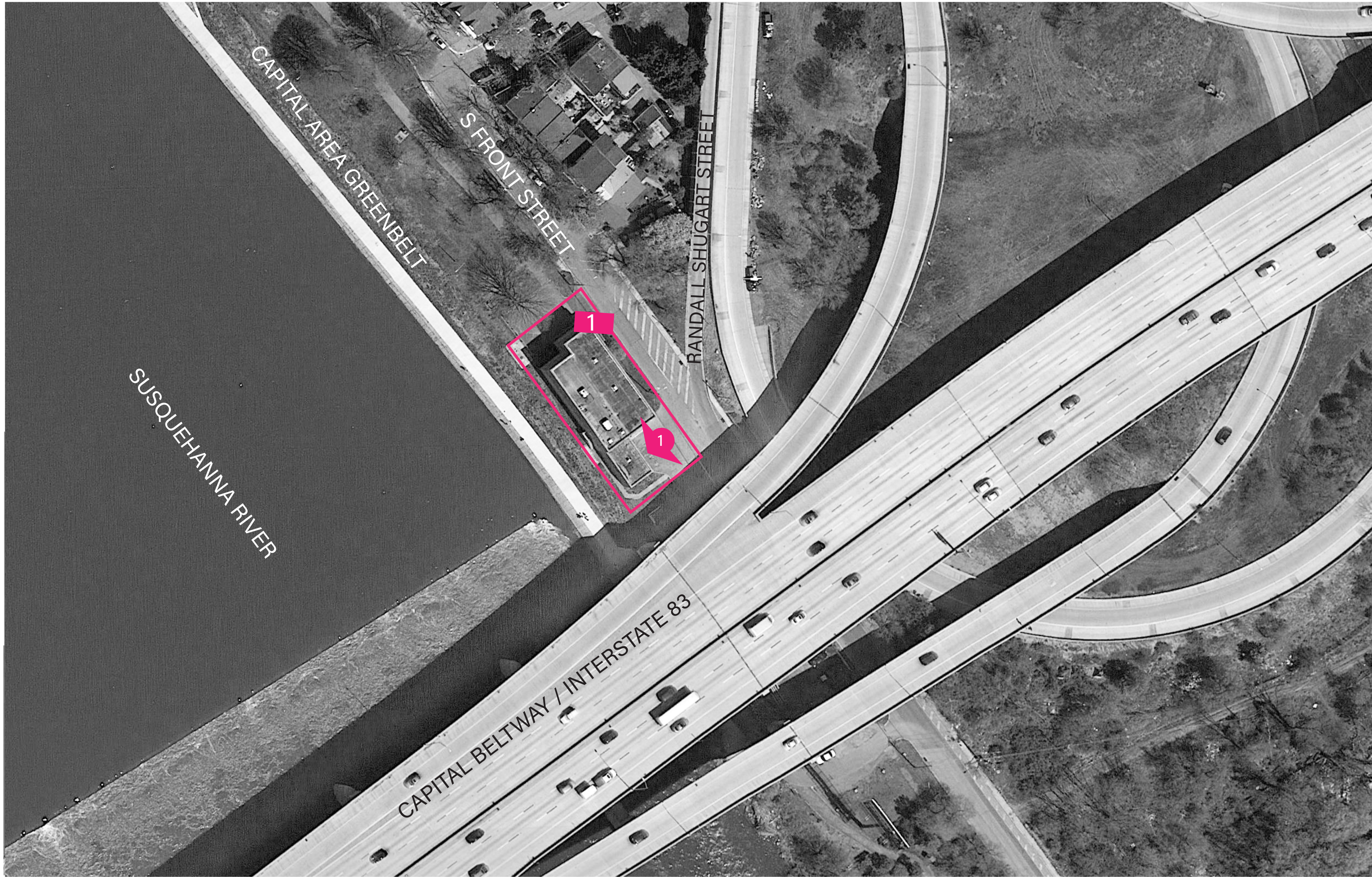
COPYRIGHT © 2016 - Wallace Roberts & Todd, LLC - ALL RIGHTS RESERVED - All ideas, designs, arrangements and plans indicated or represented by this drawing and written material appearing herein constitute the original and unpublished work of Wallace Roberts & Todd, LLC and the same may not be duplicated, used or disclosed to any person, firm or corporation for any purpose whatsoever without the written consent of the architect.

JOB #: 7870 DRAWN BY:
DATE: 09/14/17 CHECKED BY:

DRAWING TITLE:
**SITE 2- EXISTING
SITE IMAGES AND
PROPOSED SIGN
LOCATIONS**

DRAWING #:



L-112



SITE 3 - FRONT STREET PUMP STATION
830 S Front Street, Harrisburg, PA 17104



LEGEND

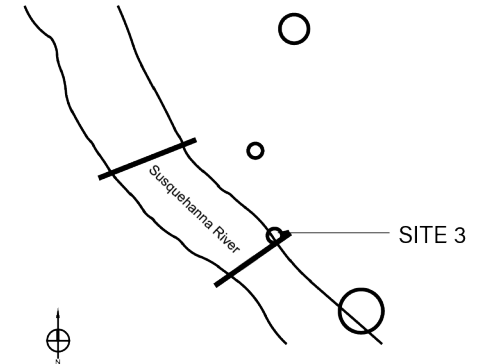
-  MOUNTED SIGN
-  BLADE DIRECTIONAL SIGN

**CAPITAL REGION
WATER
WAYFINDING**

HARRISBURG, PA

CAPITAL REGION WATER
100 PINE DRIVE
HARRISBURG, PA 17103

KEY PLAN



REV #	DATE	DESCRIPTION
-------	------	-------------

SEALS

COPYRIGHT © 2016 - Wallace Roberts & Todd, LLC - ALL RIGHTS RESERVED - All ideas, designs, arrangements and plans indicated or represented by this drawing and written material appearing herein constitute the original and unpublished work of Wallace Roberts & Todd, LLC and the same may not be duplicated, used or disclosed to any person, firm or corporation for any purpose whatsoever without the written consent of the architect.

JOB #: 7870
DATE: 09/14/17

DRAWN BY:
CHECKED BY:

DRAWING TITLE:

SITE 3- KEY PLAN

DRAWING #:

L-113



1 **BLADE DIRECTIONAL SIGN - 24" x 72"**
SIGN TEXT = CAPITAL REGION WATER
FRONT STREET PUMP STATION
830 S. FRONT STREET

ARTWORK: 1/L212
INSTALL: L303

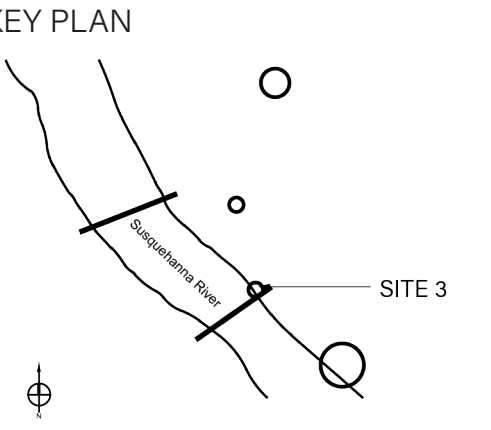


1 **MOUNTED - 24" x 48"**
SIGN TEXT = AUTHORIZED VEHICLES ONLY, ALL OTHERS WILL BE TOWED

ARTWORK: 1/L213
INSTALL: L308

CAPITAL REGION
WATER
WAYFINDING
HARRISBURG, PA

CAPITAL REGION WATER
100 PINE DRIVE
HARRISBURG, PA 17103



REV #	DATE	DESCRIPTION
-------	------	-------------

SEALS

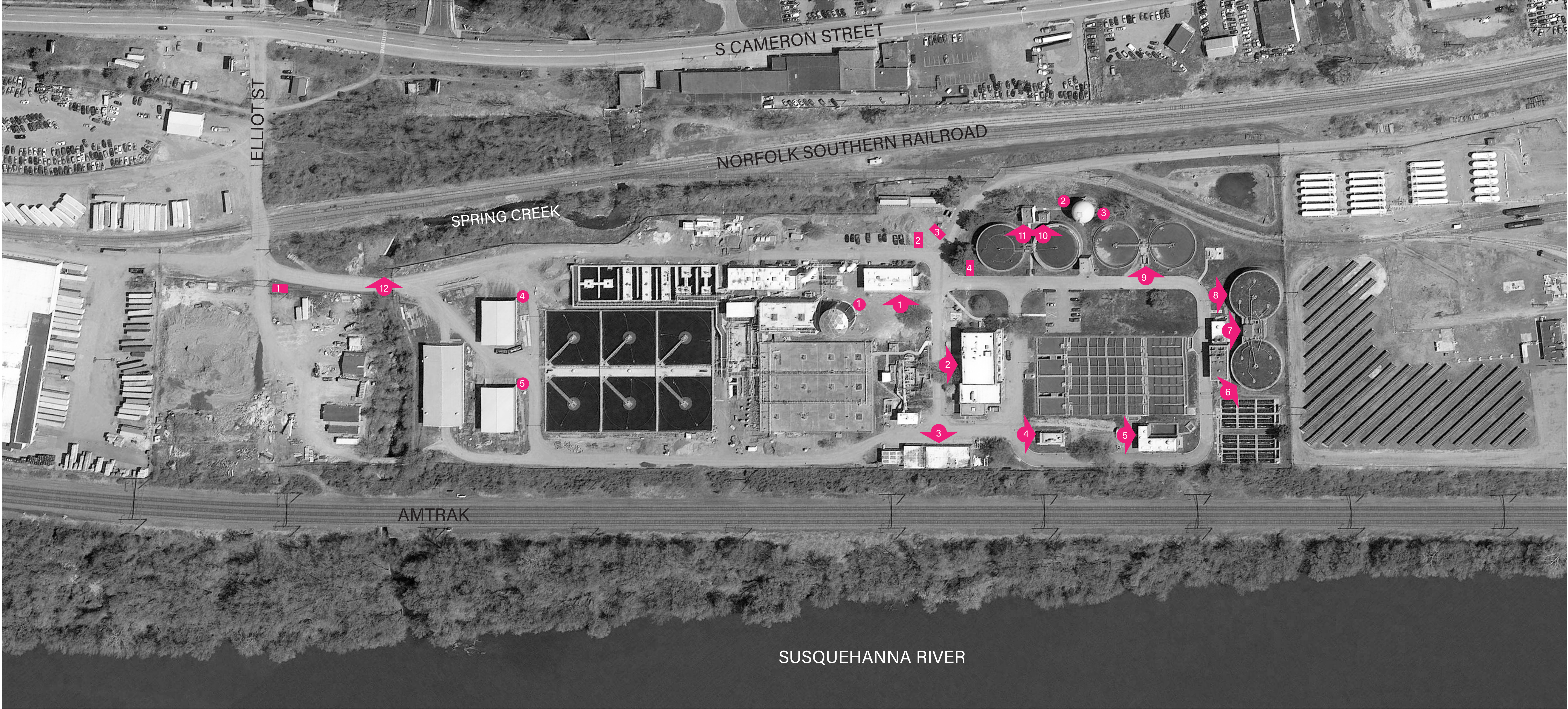
COPYRIGHT © 2016 - Wallace Roberts & Todd, LLC - ALL RIGHTS RE-SERVED - All ideas, designs, arrangements and plans indicated or represented by this drawing and written material appearing herein constitute the original and unpublished work of Wallace Roberts & Todd, LLC and the same may not be duplicated, used or disclosed to any person, firm or corporation for any purpose whatsoever without the written consent of the architect.

JOB #: 7870
DATE: 09/14/17

DRAWN BY:
CHECKED BY:




DRAWING TITLE:
**SITE 3- EXISTING
SITE IMAGES AND
PROPOSED SIGN
LOCATIONS**

DRAWING #:



SITE 4 - CAPITAL REGION WATER ADVANCED WASTEWATER TREATMENT FACILITY (AWTF)
1662 S Cameron Street, Harrisburg, PA 17104

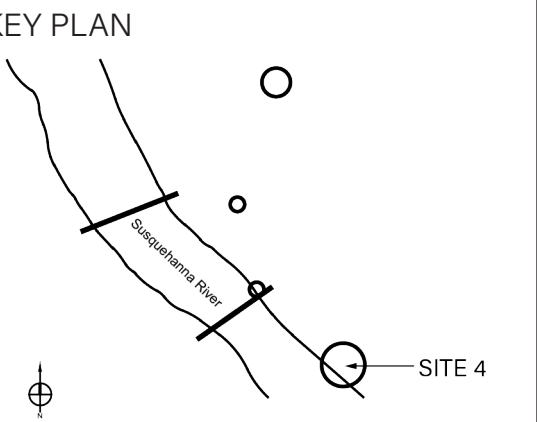
LEGEND (SYMBOLS NOT TO SCALE)

-  BLADE DIRECTIONAL SIGN
-  FREE STANDING (SINGLE POST) SIGN
-  MOUNTED SIGN



**CAPITAL REGION
WATER
WAYFINDING**
HARRISBURG, PA

CAPITAL REGION WATER
100 PINE DRIVE
HARRISBURG, PA 17103



REV #	DATE	DESCRIPTION
-------	------	-------------

SEALS

COPYRIGHT © 2016 - Wallace Roberts & Todd, LLC - ALL RIGHTS RE-SERVED - All ideas, designs, arrangements and plans indicated or represented by this drawing and written material appearing herein constitute the original and unpublished work of Wallace Roberts & Todd, LLC and the same may not be duplicated, used or disclosed to any person, firm or corporation for any purpose whatsoever without the written consent of the architect.


JOB #: 7870 DRAWN BY:
DATE: 09/14/17 CHECKED BY:

DRAWING TITLE:

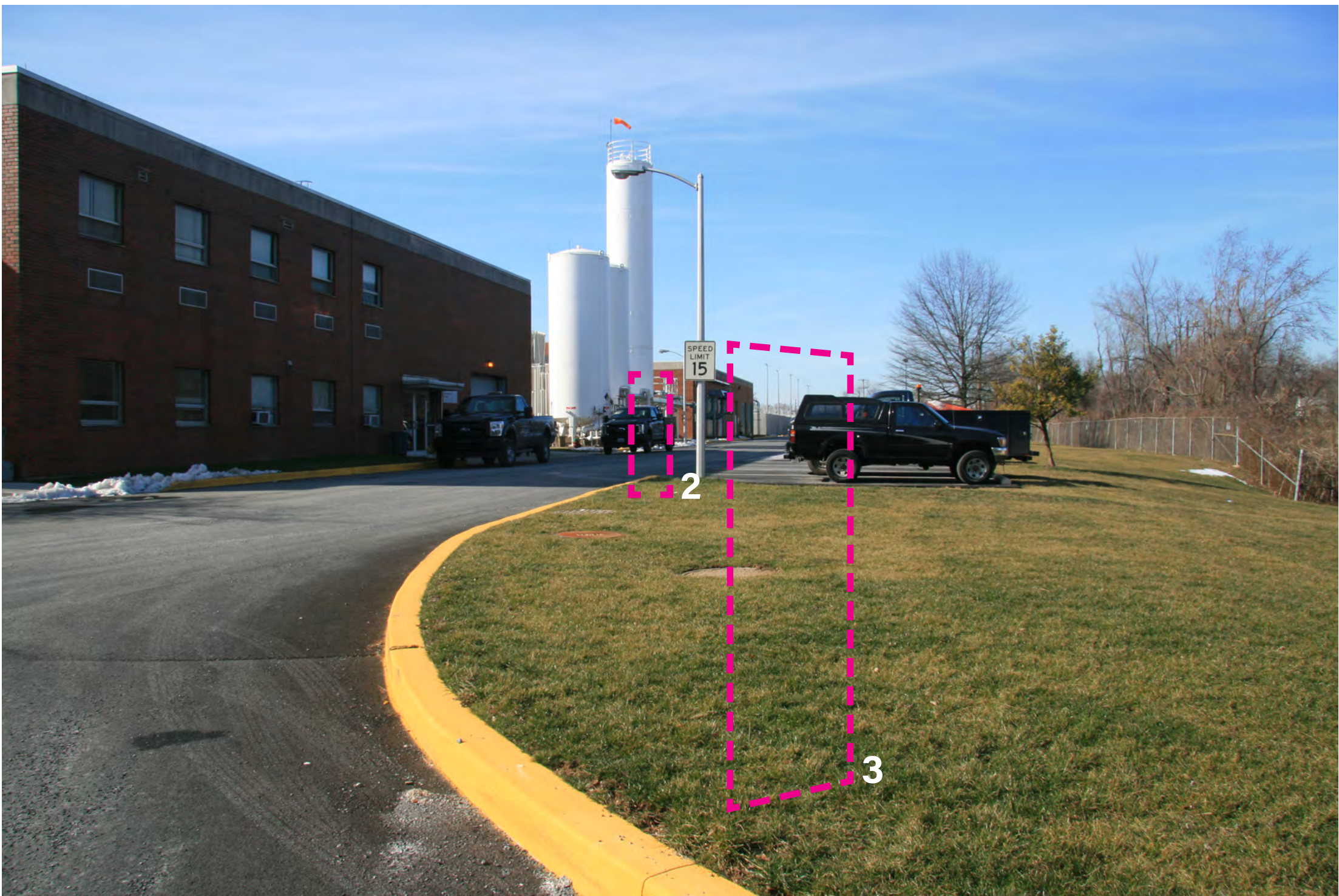
SITE 4- KEY PLAN

DRAWING #:

L-115



1 **BLADE DIRECTIONAL SIGN - 24" x 72"**
SIGN TEXT = <-- ALL TRAFFIC
ARTWORK: 1/L214
INSTALL: L305



2 **BLADE DIRECTIONAL SIGN - 24" x 72"**
SIGN TEXT = ^ EXIT
ARTWORK 2: 2/L214
ARTWORK 3: 3/L214
INSTALL: L305

3 **BLADE DIRECTIONAL SIGN - 24" x 72"**
SIGN TEXT = <-- ADMINISTRATIVE BUILDING
--> EXIT

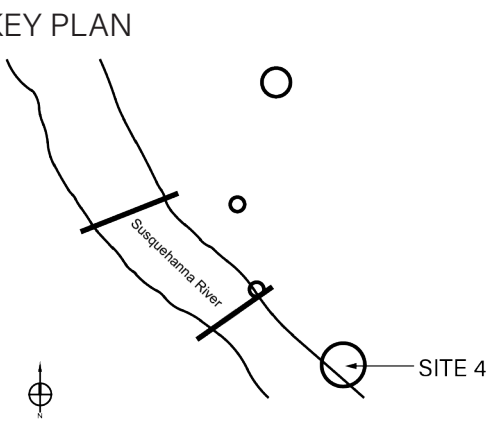


4 **BLADE DIRECTIONAL SIGN - 24" x 72"**
SIGN TEXT = ^ EXIT
ARTWORK: 4/L214
INSTALL: L305

**Note: This photo is for contextual purposes only, it is taken in the opposite direction than the proposed sign text shall be shown.*

**CAPITAL REGION
WATER
WAYFINDING**
HARRISBURG, PA

CAPITAL REGION WATER
100 PINE DRIVE
HARRISBURG, PA 17103



REV #	DATE	DESCRIPTION

SEALS

COPYRIGHT © 2016 - Wallace Roberts & Todd, LLC - ALL RIGHTS RESERVED - All ideas, designs, arrangements and plans indicated or represented by this drawing and written material appearing herein constitute the original and unpublished work of Wallace Roberts & Todd, LLC and the same may not be duplicated, used or disclosed to any person, firm or corporation for any purpose whatsoever without the written consent of the architect.

JOB #: 7870
DATE: 09/14/17
DRAWN BY:
CHECKED BY:

DRAWING TITLE:
**SITE 4- EXISTING
SITE IMAGES AND
PROPOSED SIGN
LOCATIONS**

DRAWING #:

L-116



1

FREESTANDING (SINGLE POST) - 24" x 24"
SIGN TEXT = FILTRATE EQUALIZATION TANK

ARTWORK:
INSTALL:

1/L215
L304



2

FREESTANDING (SINGLE POST) - 24" x 24"
SIGN TEXT = GAS STORAGE SPHERE

ARTWORK:
INSTALL:

2/L215
L304



3

FREESTANDING (SINGLE POST) - 24" x 24"
SIGN TEXT = WASTE GAS BURNER

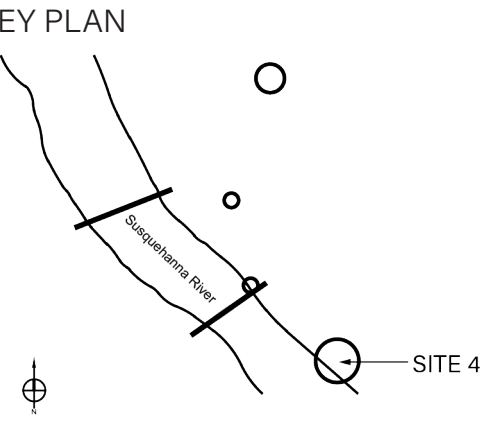
ARTWORK:
INSTALL:

3/L215
L306

**Note: Mount to base of curb*

CAPITAL REGION
WATER
WAYFINDING
HARRISBURG, PA

CAPITAL REGION WATER
100 PINE DRIVE
HARRISBURG, PA 17103



REV #	DATE	DESCRIPTION

SEALS

COPYRIGHT © 2016 - Wallace Roberts & Todd, LLC - ALL RIGHTS RESERVED - All ideas, designs, arrangements and plans indicated or represented by this drawing and written material appearing herein constitute the original and unpublished work of Wallace Roberts & Todd, LLC and the same may not be duplicated, used or disclosed to any person, firm or corporation for any purpose whatsoever without the written consent of the architect.

JOB #: 7870
DATE: 09/14/17

DRAWN BY:
CHECKED BY:

DRAWING TITLE:
**SITE 4- EXISTING
SITE IMAGES AND
PROPOSED SIGN
LOCATIONS**

DRAWING #:
L-117



4 **FREESTANDING (SINGLE POST) - 24" x 24"**
SIGN TEXT = BIOSOLIDS STORAGE PAD 1

ARTWORK: 4/L215
INSTALL: L304



5 **FREESTANDING (SINGLE POST) - 24" x 24"**
SIGN TEXT = BIOSOLIDS STORAGE PAD 2

ARTWORK: 5/L215
INSTALL: L304



1 **MOUNTED - 24" x 24"**
SIGN TEXT = MAINTENANCE BUILDING

ARTWORK: 1/L216
INSTALL: L307

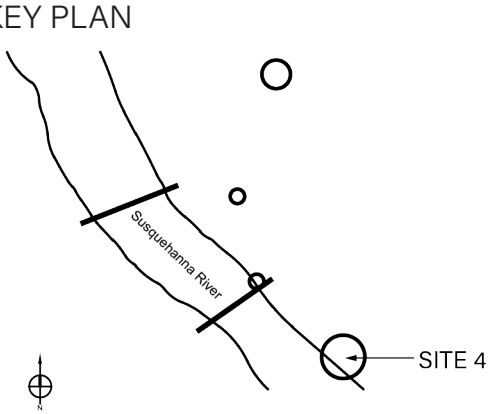


2 **MOUNTED - 24" x 48"**
SIGN TEXT = ADMINISTRATIVE BUILDING

ARTWORK: 2/L217
INSTALL: L307

CAPITAL REGION
WATER
WAYFINDING
HARRISBURG, PA

CAPITAL REGION WATER
100 PINE DRIVE
HARRISBURG, PA 17103



REV #	DATE	DESCRIPTION
-------	------	-------------

SEALS

COPYRIGHT © 2016 - Wallace Roberts & Todd, LLC - ALL RIGHTS RESERVED - All ideas, designs, arrangements and plans indicated or represented by this drawing and written material appearing herein constitute the original and unpublished work of Wallace Roberts & Todd, LLC and the same may not be duplicated, used or disclosed to any person, firm or corporation for any purpose whatsoever without the written consent of the architect.

JOB #: 7870
DATE: 09/14/17

DRAWN BY:
CHECKED BY:

DRAWING TITLE:
**SITE 4- EXISTING
SITE IMAGES AND
PROPOSED SIGN
LOCATIONS**

DRAWING #:

L-118



3 MOUNTED - 24" x 48"
SIGN TEXT = STORAGE GARAGE

ARTWORK: 3/L217
INSTALL: L307

**Note: Sign should be mounted on center and above Garage 8*




4 **MOUNTED - 24" x 24"**
SIGN TEXT = CHLORINE BUILDING

ARTWORK: 4/L216
INSTALL: L307



5 MOUNTED - 48" x 48"
SIGN TEXT = SETTLED SEWAGE PUMPING STATION

ARTWORK: 5/L219
INSTALL: L307



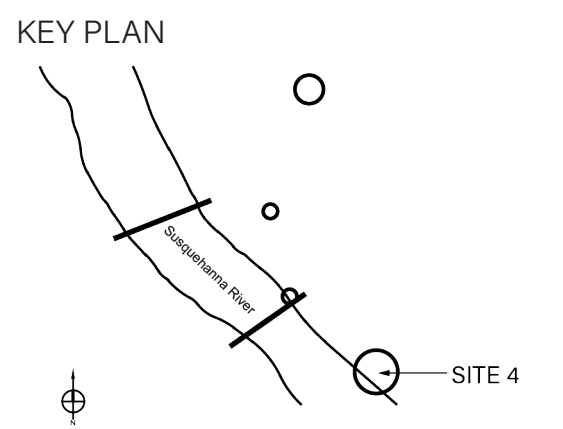
6 MOUNTED - 24" x 48"
SIGN TEXT = PRIMARY DIGESTER NO. 2

ARTWORK: 6/L217
INSTALL: L307

CAPITAL REGION WATER WAYFINDING

HARRISBURG, PA

CAPITAL REGION WATER
100 PINE DRIVE
HARRISBURG, PA 17103



REV #	DATE	DESCRIPTION
-------	------	-------------

SEALS

COPYRIGHT © 2016 - Wallace Roberts & Todd, LLC - ALL RIGHTS RESERVED - All ideas, designs, arrangements and plans indicated or represented by this drawing and written material appearing herein constitute the original and unpublished work of Wallace Roberts & Todd, LLC and the same may not be duplicated, used or disclosed to any person, firm or corporation for any purpose whatsoever without the written consent of the architect.

JOB #: 7870 DRAWN BY:
DATE: 09/14/17 CHECKED BY:

DRAWING TITLE:
**SITE 4- EXISTING
SITE IMAGES AND
PROPOSED SIGN
LOCATIONS**

DRAWING #:

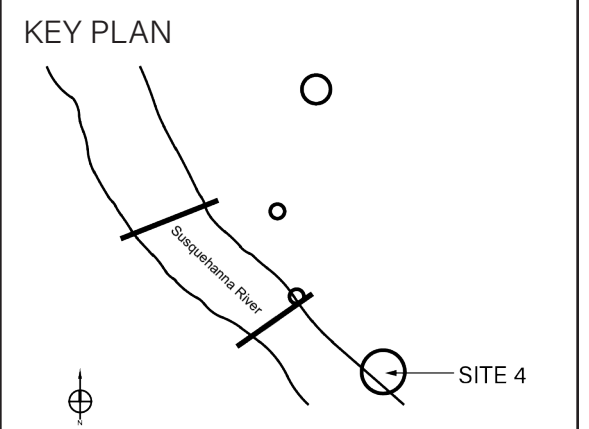
L-119



CAPITAL REGION WATER WAYFINDING

HARRISBURG, PA

CAPITAL REGION WATER
100 PINE DRIVE
HARRISBURG, PA 17103



REV #	DATE	DESCRIPTION
-------	------	-------------

SEALS


COPYRIGHT © 2016 - Wallace Roberts & Todd, LLC - ALL RIGHTS RESERVED - All ideas, designs, arrangements and plans indicated or represented by this drawing and written material appearing herein constitute the original and unpublished work of Wallace Roberts & Todd, LLC and the same may not be duplicated, used or disclosed to any person, firm or corporation for any purpose whatsoever without the written consent of the architect.

JOB #: 7870 DRAWN BY:
DATE: 09/14/17 CHECKED BY:

DRAWING TITLE:
**SITE 4- EXISTING
SITE IMAGES AND
PROPOSED SIGN
LOCATIONS**

DRAWING #:

L-120



11

MOUNTED - 24" x 24"

SIGN TEXT = *DIGESTED SLUDGE PUMPING STATION*

ARTWORK: 11/L216
INSTALL: L307

**Note: Locate to cover old sign marks left on door*



12

MOUNTED - 8" x 10"

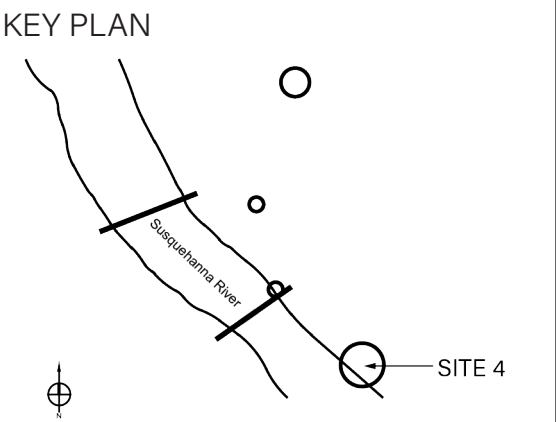
SIGN TEXT = *PLEASE USE INTERCOM*

ARTWORK: 14/L220
INSTALL: L310

**Note: Confirm size of sign and call box.*

CAPITAL REGION
WATER
WAYFINDING
HARRISBURG, PA

CAPITAL REGION WATER
100 PINE DRIVE
HARRISBURG, PA 17103



REV #	DATE	DESCRIPTION

SEALS

COPYRIGHT © 2016 - Wallace Roberts & Todd, LLC - ALL RIGHTS RESERVED - All ideas, designs, arrangements and plans indicated or represented by this drawing and written material appearing herein constitute the original and unpublished work of Wallace Roberts & Todd, LLC and the same may not be duplicated, used or disclosed to any person, firm or corporation for any purpose whatsoever without the written consent of the architect.

JOB #: 7870
DATE: 09/14/17

DRAWN BY:
CHECKED BY:

DRAWING TITLE:
**SITE 4- EXISTING
SITE IMAGES AND
PROPOSED SIGN
LOCATIONS**

DRAWING #:

L-121

NOTE: SIGNS ARE TO BE ALUMINUM PANELS
WITH NON DIRECTIONAL BRUSHED FINISH.
DIRECT EMBED GRAPHICS WITH CLEAR
POWDER COAT OR TAMPER PROOF FINISH.

CAPITAL REGION
WATER
WAYFINDING
HARRISBURG, PA

CAPITAL REGION WATER
100 PINE DRIVE
HARRISBURG, PA 17103



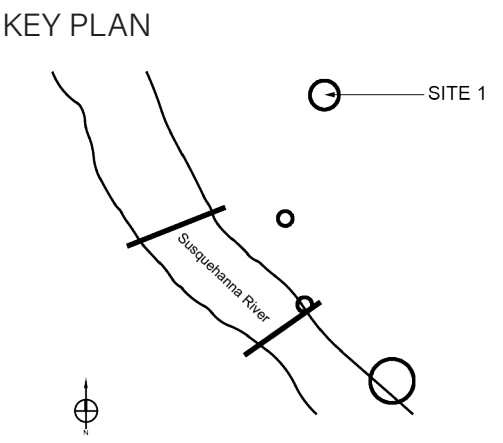
Water Services Center & Customer Service Center

100 Pine Drive



SEE 1/L102 FOR LOCATION
SEE L301 FOR INSTALLATION

IDENTITY SIGN - 16'-0" X 7'-0"
Site 1 total: 1



REV #	DATE	DESCRIPTION

SEALS

COPYRIGHT © 2016 - Wallace Roberts & Todd, LLC - ALL RIGHTS RE-SERVED - All ideas, designs, arrangements and plans indicated or represented by this drawing and written material appearing herein constitute the original and unpublished work of Wallace Roberts & Todd, LLC and the same may not be duplicated, used or disclosed to any person, firm or corporation for any purpose whatsoever without the written consent of the architect.

JOB #: 7870 DRAWN BY:
DATE: 09/14/17 CHECKED BY:

DRAWING TITLE:

**SITE 1- SIGNAGE
ARTWORK**

DRAWING #:

L-201

NOTE: SIGNS ARE TO BE ALUMINUM PANELS WITH NON DIRECTIONAL BRUSHED FINISH. DIRECT EMBED GRAPHICS WITH CLEAR POWDER COAT OR TAMPER PROOF FINISH.


CAPITAL REGION WATER
WAYFINDING
HARRISBURG, PA

CAPITAL REGION WATER
100 PINE DRIVE
HARRISBURG, PA 17103


See changes to text on page 6.

See changes to text on page 6.

See changes to text on page 6.




Capital Region Water
WATER SERVICES CENTER



Customer Service Center


AUTHORIZED PERSONNEL ONLY




Administration / Maintenance Building

Bulk Water


Chemical Deliveries




Capital Region Water
WATER SERVICES CENTER



Exit




Capital Region Water
WATER SERVICES CENTER



Customer Service Center


AUTHORIZED PERSONNEL ONLY




Administration / Maintenance Building

Bulk Water


Chemical Deliveries




Capital Region Water
WATER SERVICES CENTER




Exit




Customer Service Center



Capital Region Water
WATER SERVICES CENTER




Administration / Maintenance Building




Bulk Water

Chemical Deliveries



Capital Region Water
WATER SERVICES CENTER



Exit

1 FRONT

BACK

2 FRONT

BACK

3 FRONT

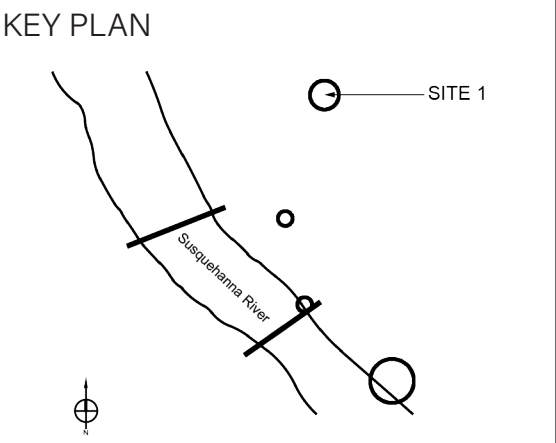
BACK

SEE 1/L103 FOR LOCATION
SEE L303 FOR INSTALLATION

SEE 2/L103 FOR LOCATION
SEE L303 FOR INSTALLATION

SEE 3/L103 FOR LOCATION
SEE L303 FOR INSTALLATION

BLADE DIRECTIONAL SIGNS - 72" X 24"
Site 1 total: 3



REV #	DATE	DESCRIPTION

SEALS

COPYRIGHT © 2016 - Wallace Roberts & Todd, LLC - ALL RIGHTS RESERVED - All ideas, designs, arrangements and plans indicated or represented by this drawing and written material appearing herein constitute the original and unpublished work of Wallace Roberts & Todd, LLC and the same may not be duplicated, used or disclosed to any person, firm or corporation for any purpose whatsoever without the written consent of the architect.

JOB #: 7870
DATE: 09/14/17

DRAWN BY:
CHECKED BY:

DRAWING TITLE:

SITE 1- SIGNAGE
ARTWORK

DRAWING #:


L-202

NOTE: SIGNS ARE TO BE ALUMINUM PANELS
WITH NON DIRECTIONAL BRUSHED FINISH.
DIRECT EMBED GRAPHICS WITH CLEAR
POWDER COAT OR TAMPER PROOF FINISH.

**CAPITAL REGION
WATER
WAYFINDING**

HARRISBURG, PA

CAPITAL REGION WATER
100 PINE DRIVE
HARRISBURG, PA 17103



WATER SERVICES CENTER
Customer Service Center

OPEN

CLOSED

**Please Use Intercom
for Access**

Add the following text:

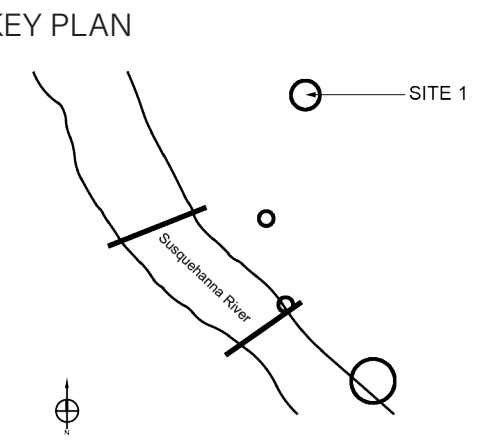
Hours
Monday - Friday: 8:00 AM - 4:30 PM
Saturday - Sunday: Closed

Phone
888-510-0606

Add a "slider" with the following text:
Closed for Holiday

1 SEE 1/L104 FOR LOCATION
SEE L305 FOR INSTALLATION

FREE STANDING (SINGLE POST) SIGN – 24” X 30” (PANEL)
Site 1 total: 1



REV #	DATE	DESCRIPTION

SEALS

COPYRIGHT © 2016 - Wallace Roberts & Todd, LLC - ALL RIGHTS RE-SERVED - All ideas, designs, arrangements and plans indicated or represented by this drawing and written material appearing herein constitute the original and unpublished work of Wallace Roberts & Todd, LLC and the same may not be duplicated, used or disclosed to any person, firm or corporation for any purpose whatsoever without the written consent of the architect.

JOB #: 7870 DRAWN BY:
DATE: 09/14/17 CHECKED BY:

DRAWING TITLE:

**SITE 1- SIGNAGE
ARTWORK**

DRAWING #:

L-203

NOTE: SIGNS ARE TO BE ALUMINUM PANELS
WITH NON DIRECTIONAL BRUSHED FINISH.
DIRECT EMBED GRAPHICS WITH CLEAR
POWDER COAT OR TAMPER PROOF FINISH.

CAPITAL REGION WATER WAYFINDING

HARRISBURG, PA

CAPITAL REGION WATER
100 PINE DRIVE
HARRISBURG, PA 17103



**Authorized
Personnel Only**

Water Services Center

SEE 6/L106 FOR LOCATION
SEE L309 FOR INSTALLATION



Administration / Maintenance Building

Water Services Center

SEE 7/L106 FOR LOCATION
SEE L309 FOR INSTALLATION



Administration / Maintenance Building

Water Services Center

SEE 8/L106 FOR LOCATION
SEE L309 FOR INSTALLATION

This sign is no longer needed.



Bulk Water Building

Water Services Center

SEE 9/L107 FOR LOCATION
SEE L309 FOR INSTALLATION



Flocculation Tanks

Water Services Center

SEE 11/L107 FOR LOCATION
SEE L308 FOR INSTALLATION



Sedimentation Basins

Water Services Center

SEE 14/L108 FOR LOCATION
SEE L311 FOR INSTALLATION

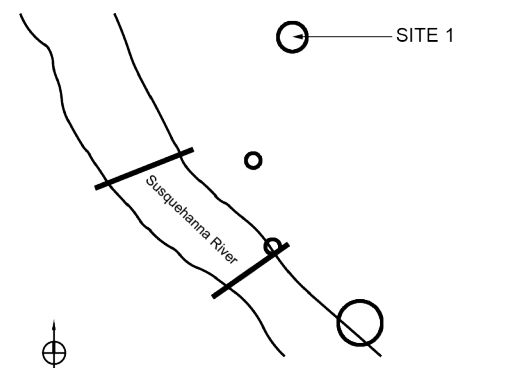


**Authorized
Personnel Only**

Water Services Center

SEE 16/L108 FOR LOCATION
SEE L308 FOR INSTALLATION

KEY PLAN



REV #	DATE	DESCRIPTION
-------	------	-------------

SEALS

COPYRIGHT © 2016 - Wallace Roberts & Todd, LLC - ALL RIGHTS RESERVED - All ideas, designs, arrangements and plans indicated or represented by this drawing and written material appearing herein constitute the original and unpublished work of Wallace Roberts & Todd, LLC and the same may not be duplicated, used or disclosed to any person, firm or corporation for any purpose whatsoever without the written consent of the architect.

JOB #: 7870 DRAWN BY:
DATE: 09/14/17 CHECKED BY:

DRAWING TITLE:

SITE 1- SIGNAGE ARTWORK

DRAWING #:

L-204

MOUNTED SIGN - 24" X 24"
Site 1 total: 11

NOTE: SIGNS ARE TO BE ALUMINUM PANELS
WITH NON DIRECTIONAL BRUSHED FINISH.
DIRECT EMBED GRAPHICS WITH CLEAR
POWDER COAT OR TAMPER PROOF FINISH.

CAPITAL REGION WATER WAYFINDING

HARRISBURG, PA

CAPITAL REGION WATER
100 PINE DRIVE
HARRISBURG, PA 17103



**Authorized
Personnel Only**

Water Services Center

SEE 17/L109 FOR LOCATION
SEE L308 FOR INSTALLATION



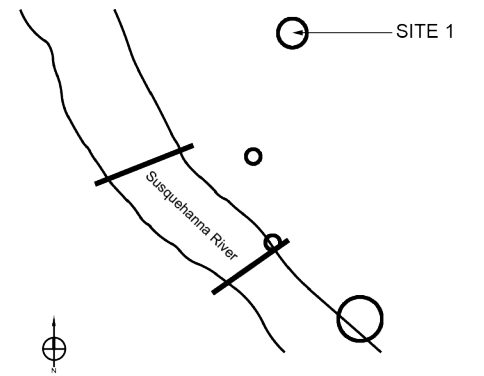
**Authorized
Personnel Only**

Water Services Center

SEE 18/L109 FOR LOCATION
SEE L312 FOR INSTALLATION

This sign is no longer needed.

KEY PLAN



REV #	DATE	DESCRIPTION
-------	------	-------------

SEALS

COPYRIGHT © 2016 - Wallace Roberts & Todd, LLC - ALL RIGHTS RESERVED - All ideas, designs, arrangements and plans indicated or represented by this drawing and written material appearing herein constitute the original and unpublished work of Wallace Roberts & Todd, LLC and the same may not be duplicated, used or disclosed to any person, firm or corporation for any purpose whatsoever without the written consent of the architect.

JOB #: 7870 DRAWN BY:
DATE: 09/14/17 CHECKED BY:

DRAWING TITLE:

SITE 1- SIGNAGE ARTWORK

DRAWING #:

L-205

MOUNTED SIGN - 24" X 24"
Site 1 total: 11

NOTE: SIGNS ARE TO BE ALUMINUM PANELS
WITH NON DIRECTIONAL BRUSHED FINISH.
DIRECT EMBED GRAPHICS WITH CLEAR
POWDER COAT OR TAMPER PROOF FINISH.

CAPITAL REGION
WATER
WAYFINDING
HARRISBURG, PA

CAPITAL REGION WATER
100 PINE DRIVE
HARRISBURG, PA 17103



Customer Service Center

Water Services Center

2

SEE 2/L105 FOR LOCATION
SEE L308 FOR INSTALLATION

Sign no longer needed.

10

SEE 10/L107 FOR LOCATION
SEE L308 FOR INSTALLATION

MOUNTED SIGN – 24” X 48”
Site 1 total: 6



Authorized Personnel Only

Water Services Center

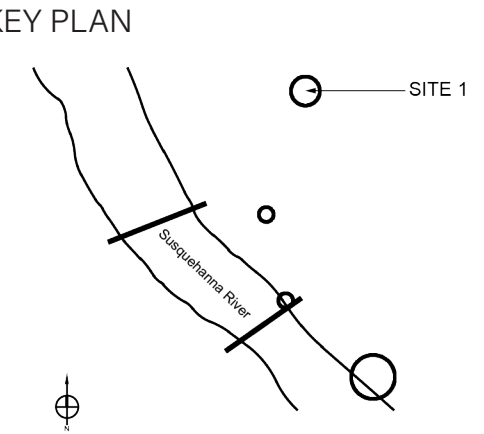
3

SEE 3/L105 FOR LOCATION
SEE L313 FOR INSTALLATION

OPERATIONS LOADING DOCK

11

SEE 11/L107 FOR LOCATION
SEE L308 FOR INSTALLATION



REV #	DATE	DESCRIPTION
-------	------	-------------

SEALS

COPYRIGHT © 2016 - Wallace Roberts & Todd, LLC - ALL RIGHTS RE-SERVED - All ideas, designs, arrangements and plans indicated or represented by this drawing and written material appearing herein constitute the original and unpublished work of Wallace Roberts & Todd, LLC and the same may not be duplicated, used or disclosed to any person, firm or corporation for any purpose whatsoever without the written consent of the architect.

JOB #: 7870
DATE: 09/14/17

DRAWN BY:
CHECKED BY:

DRAWING TITLE:

SITE 1- SIGNAGE
ARTWORK

DRAWING #:

L-206

NOTE: SIGNS ARE TO BE ALUMINUM PANELS
WITH NON DIRECTIONAL BRUSHED FINISH.
DIRECT EMBED GRAPHICS WITH CLEAR
POWDER COAT OR TAMPER PROOF FINISH.

CAPITAL REGION
WATER
WAYFINDING

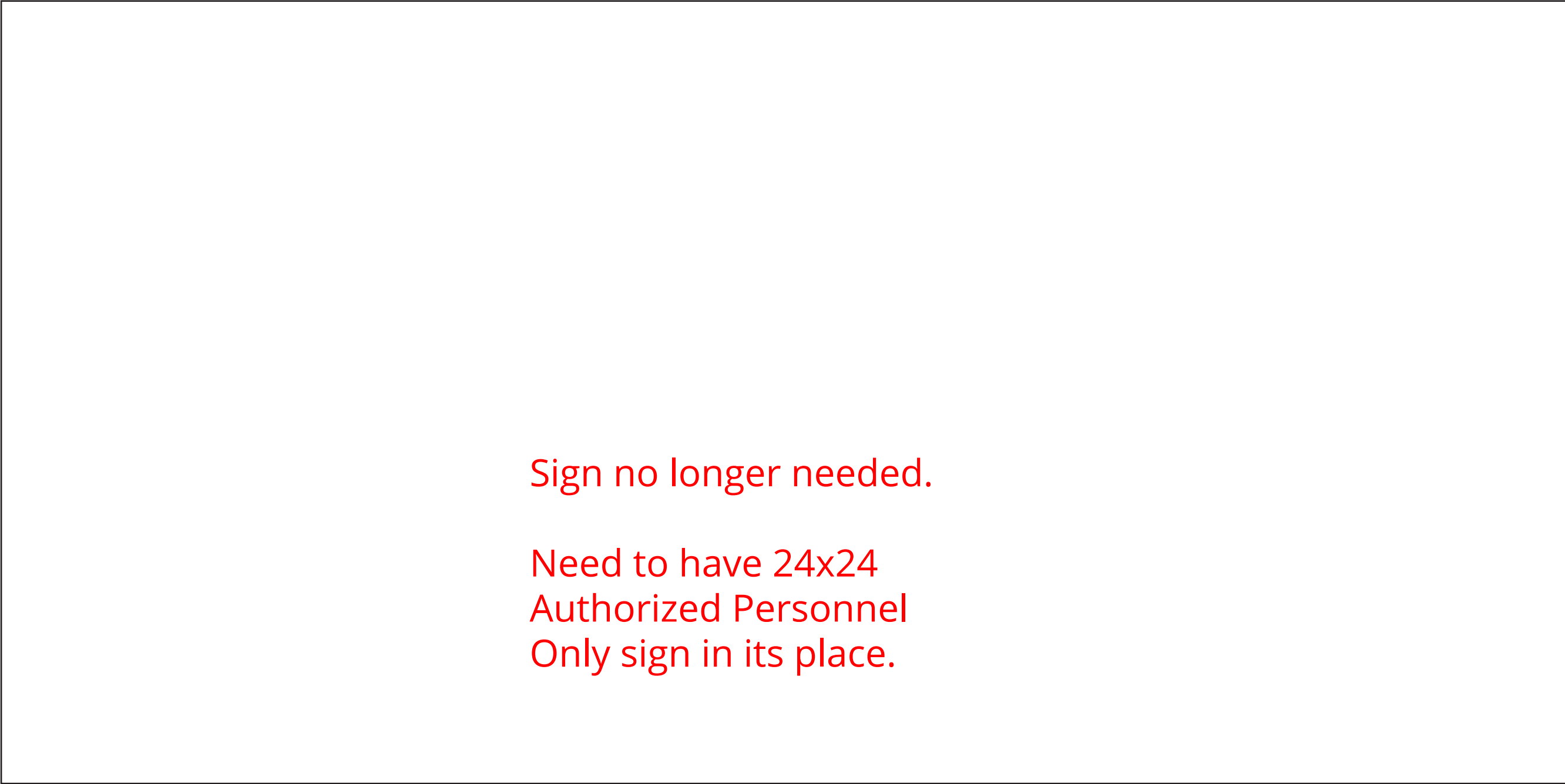
HARRISBURG, PA

CAPITAL REGION WATER
100 PINE DRIVE
HARRISBURG, PA 17103



12

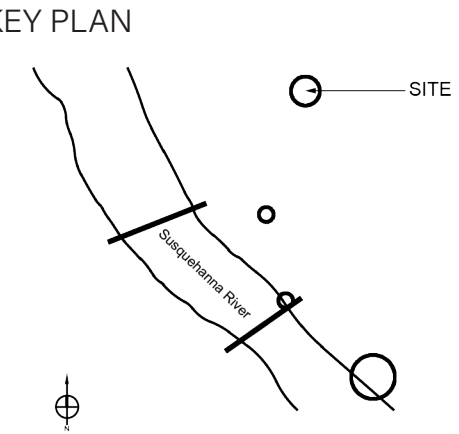
SEE 12/L107 FOR LOCATION
SEE L308 FOR INSTALLATION



15

SEE 15/L107 FOR LOCATION
SEE L308 FOR INSTALLATION

MOUNTED SIGN – 24” X 48”
Site 1 total: 6



REV #	DATE	DESCRIPTION
-------	------	-------------

SEALS

COPYRIGHT © 2016 - Wallace Roberts & Todd, LLC - ALL RIGHTS RE-SERVED - All ideas, designs, arrangements and plans indicated or represented by this drawing and written material appearing herein constitute the original and unpublished work of Wallace Roberts & Todd, LLC and the same may not be duplicated, used or disclosed to any person, firm or corporation for any purpose whatsoever without the written consent of the architect.

JOB #: 7870	DRAWN BY:
DATE: 09/14/17	CHECKED BY:

DRAWING TITLE:

SITE 1- SIGNAGE
ARTWORK

DRAWING #:

L-207

NOTE: SIGNS ARE TO BE ALUMINUM PANELS
WITH NON DIRECTIONAL BRUSHED FINISH.
DIRECT EMBED GRAPHICS WITH CLEAR
POWDER COAT OR TAMPER PROOF FINISH.

CAPITAL REGION
WATER
WAYFINDING
HARRISBURG, PA

CAPITAL REGION WATER
100 PINE DRIVE
HARRISBURG, PA 17103



Remove "Restricted
Area," and "Water
Services Center"

Add:
All visitors must sign in at
Customer Service Center.

Restricted Area,
Authorized Personnel
Only

Water Services Center



Remove "Restricted Area,"
and "Water Services Center"

Add:
All visitors must sign in at
Customer Service Center.

Restricted Area,
Authorized Personnel
Only

Water Services Center

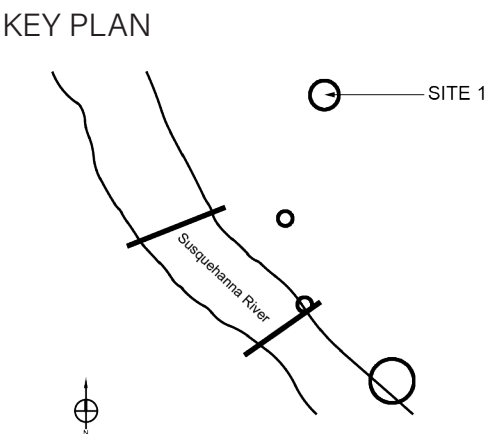
5

SEE 5/L106 FOR LOCATION
SEE L312 FOR INSTALLATION

19

SEE 19/L109 FOR LOCATION
SEE L312 FOR INSTALLATION

MOUNTED SIGN – 48" X 48"
Site 1 total: 2



REV #	DATE	DESCRIPTION
-------	------	-------------

SEALS

COPYRIGHT © 2016 - Wallace Roberts & Todd, LLC - ALL RIGHTS RE-SERVED - All ideas, designs, arrangements and plans indicated or represented by this drawing and written material appearing herein constitute the original and unpublished work of Wallace Roberts & Todd, LLC and the same may not be duplicated, used or disclosed to any person, firm or corporation for any purpose whatsoever without the written consent of the architect.

JOB #: 7870	DRAWN BY:
DATE: 09/14/17	CHECKED BY:

DRAWING TITLE:

SITE 1- SIGNAGE
ARTWORK

DRAWING #:

L-208

NOTE: SIGNS ARE TO BE ALUMINUM PANELS
WITH NON DIRECTIONAL BRUSHED FINISH.
DIRECT EMBED GRAPHICS WITH CLEAR
POWDER COAT OR TAMPER PROOF FINISH.

CAPITAL REGION
WATER
WAYFINDING
HARRISBURG, PA

CAPITAL REGION WATER
100 PINE DRIVE
HARRISBURG, PA 17103



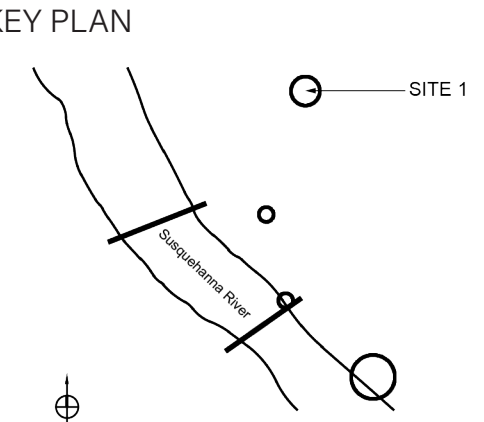
Please Use Intercom for Access

(Remove facility name)



SEE 4/L105 FOR LOCATION
SEE L310 FOR INSTALLATION

MOUNTED SIGN – 8” X 10”
Site 1 total: 1



REV #	DATE	DESCRIPTION
-------	------	-------------

SEALS

COPYRIGHT © 2016 - Wallace Roberts & Todd, LLC - ALL RIGHTS RE-SERVED - All ideas, designs, arrangements and plans indicated or represented by this drawing and written material appearing herein constitute the original and unpublished work of Wallace Roberts & Todd, LLC and the same may not be duplicated, used or disclosed to any person, firm or corporation for any purpose whatsoever without the written consent of the architect.

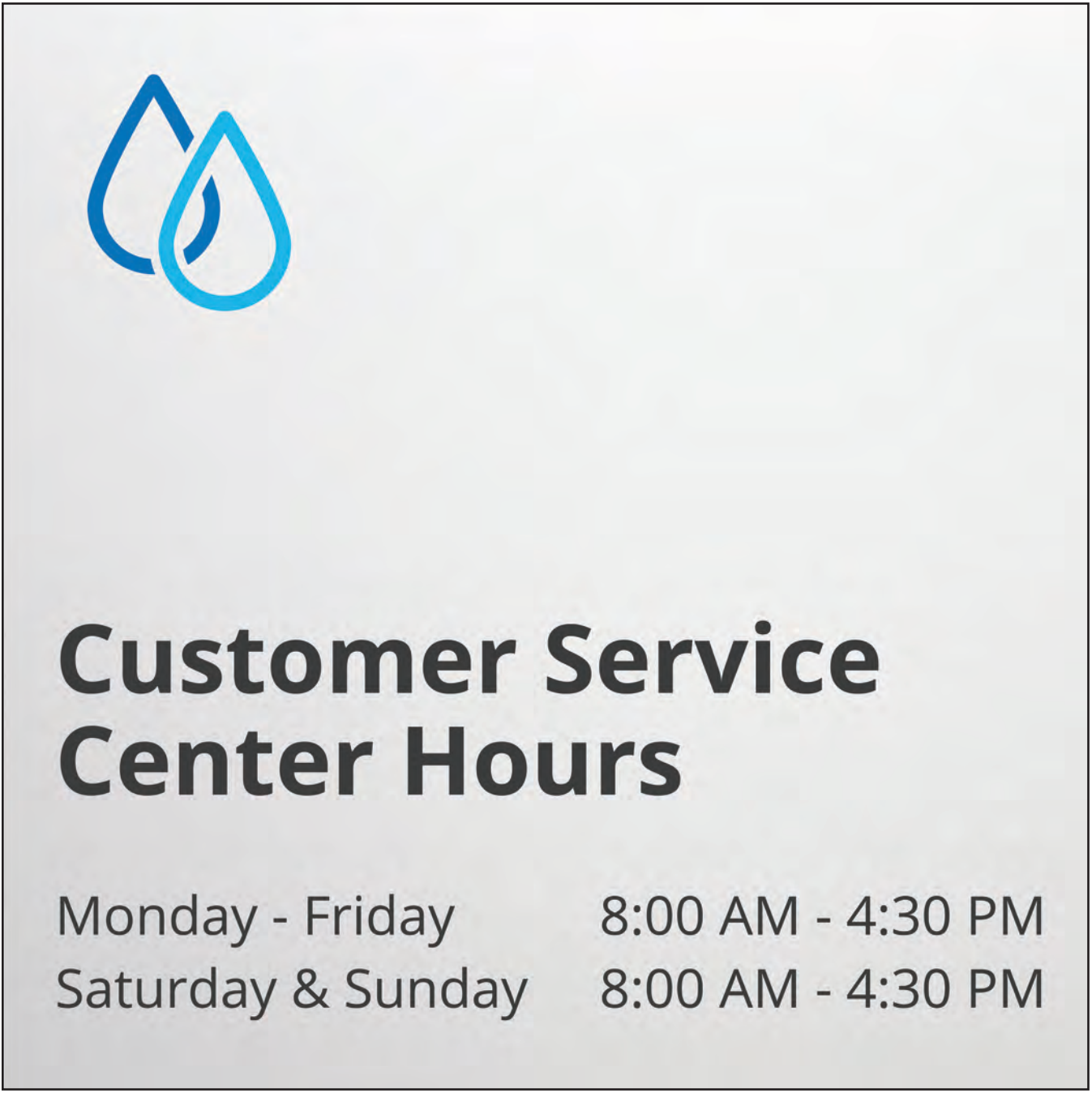
JOB #: 7870	DRAWN BY:
DATE: 09/14/17	CHECKED BY:

DRAWING TITLE:

SITE 1- SIGNAGE
ARTWORK

DRAWING #:

L-209



1

SEE 1/L110 FOR LOCATION
SEE L314 FOR INSTALLATION

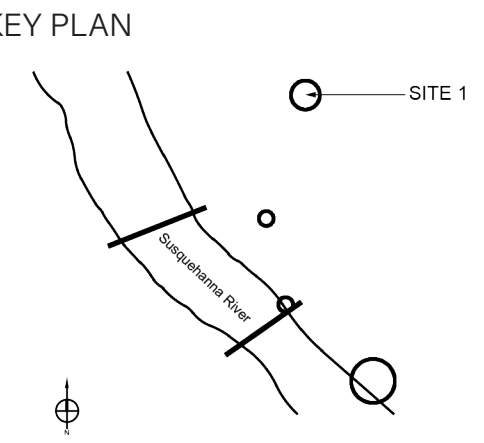
VINYL SIGN – 24” X 24”
Site 1 total: 1

Change last line in text to:
Saturday & Sunday Closed

NOTE: SIGN GRAPHIC TO BE PRINTED ON VINYL AND MOUNTED TO EXISTING GLASS DOOR WITH ADHESIVE. SIGN BACKGROUND COLOR TO BE BRUSHED ALUMINUM TO MATCH OTHER PROPOSED CAMPUS SIGNS.

CAPITAL REGION
WATER
WAYFINDING
HARRISBURG, PA

CAPITAL REGION WATER
100 PINE DRIVE
HARRISBURG, PA 17103



REV #	DATE	DESCRIPTION

SEALS

COPYRIGHT © 2016 - Wallace Roberts & Todd, LLC - ALL RIGHTS RESERVED - All ideas, designs, arrangements and plans indicated or represented by this drawing and written material appearing herein constitute the original and unpublished work of Wallace Roberts & Todd, LLC and the same may not be duplicated, used or disclosed to any person, firm or corporation for any purpose whatsoever without the written consent of the architect.

JOB #: 7870
DATE: 09/14/17

DRAWN BY:
CHECKED BY:

DRAWING TITLE:

SITE 1- SIGNAGE
ARTWORK

DRAWING #:

L-210

NOTE: SIGNS ARE TO BE ALUMINUM PANELS
WITH NON DIRECTIONAL BRUSHED FINISH.
DIRECT EMBED GRAPHICS WITH CLEAR
POWDER COAT OR TAMPER PROOF FINISH.

**CAPITAL REGION
WATER
WAYFINDING**
HARRISBURG, PA

CAPITAL REGION WATER
100 PINE DRIVE
HARRISBURG, PA 17103

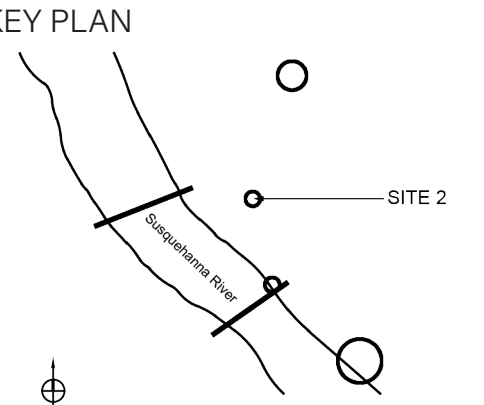


Market Street Pump Station

810 Market Street



SEE 1/L112 FOR LOCATION
SEE L308 FOR INSTALLATION



REV #	DATE	DESCRIPTION
-------	------	-------------

SEALS

COPYRIGHT © 2016 - Wallace Roberts & Todd, LLC - ALL RIGHTS RE-SERVED - All ideas, designs, arrangements and plans indicated or represented by this drawing and written material appearing herein constitute the original and unpublished work of Wallace Roberts & Todd, LLC and the same may not be duplicated, used or disclosed to any person, firm or corporation for any purpose whatsoever without the written consent of the architect.

JOB #: 7870	DRAWN BY:
DATE: 09/14/17	CHECKED BY:


DRAWING TITLE:

**SITE 2- SIGNAGE
ARTWORK**

DRAWING #:

L-211

MOUNTED SIGN – 24” X 48”
Site 2 total: 1



1

SEE 1/L114 FOR LOCATION
SEE L303 FOR INSTALLATION

BLADE DIRECTIONAL SIGNS – 72" X 24"

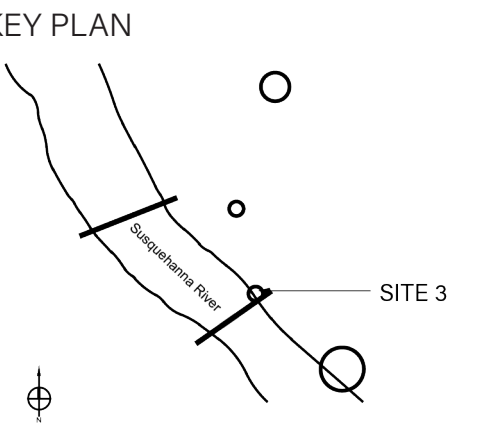
Site 3 total: 1

NOTE: SIGNS ARE TO BE ALUMINUM PANELS
WITH NON DIRECTIONAL BRUSHED FINISH.
DIRECT EMBED GRAPHICS WITH CLEAR
POWDER COAT OR TAMPER PROOF FINISH.

CAPITAL REGION
WATER
WAYFINDING

HARRISBURG, PA

CAPITAL REGION WATER
100 PINE DRIVE
HARRISBURG, PA 17103



REV #	DATE	DESCRIPTION

SEALS

COPYRIGHT © 2016 - Wallace Roberts & Todd, LLC - ALL RIGHTS RE-SERVED - All ideas, designs, arrangements and plans indicated or represented by this drawing and written material appearing herein constitute the original and unpublished work of Wallace Roberts & Todd, LLC and the same may not be duplicated, used or disclosed to any person, firm or corporation for any purpose whatsoever without the written consent of the architect.

JOB #: 7870 DRAWN BY:

DATE: 09/14/17 CHECKED BY:

DRAWING TITLE:

SITE 3- SIGNAGE
ARTWORK

DRAWING #:

L-212

NOTE: SIGNS ARE TO BE ALUMINUM PANELS
WITH NON DIRECTIONAL BRUSHED FINISH.
DIRECT EMBED GRAPHICS WITH CLEAR
POWDER COAT OR TAMPER PROOF FINISH.

**CAPITAL REGION
WATER
WAYFINDING**

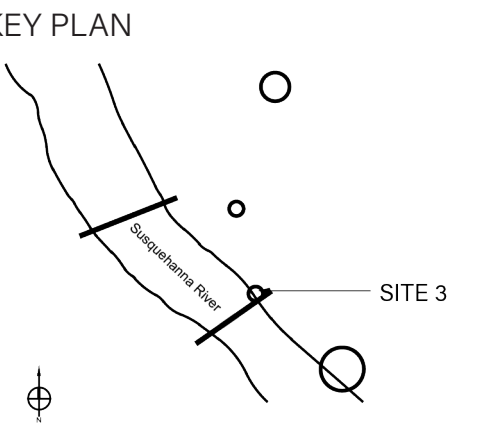
HARRISBURG, PA

CAPITAL REGION WATER
100 PINE DRIVE
HARRISBURG, PA 17103



Authorized vehicles
only, all others will
be towed

SEE 1/L114 FOR LOCATION
SEE L308 FOR INSTALLATION



REV #	DATE	DESCRIPTION
-------	------	-------------

SEALS

COPYRIGHT © 2016 - Wallace Roberts & Todd, LLC - ALL RIGHTS RE-SERVED - All ideas, designs, arrangements and plans indicated or represented by this drawing and written material appearing herein constitute the original and unpublished work of Wallace Roberts & Todd, LLC and the same may not be duplicated, used or disclosed to any person, firm or corporation for any purpose whatsoever without the written consent of the architect.

JOB #: 7870	DRAWN BY:
DATE: 09/14/17	CHECKED BY:


DRAWING TITLE:

**SITE 3- SIGNAGE
ARTWORK**


DRAWING #:

L-213

MOUNTED SIGN – 24” X 48”
Site 3 total: 1




Capital Region Water
**ADVANCED WASTEWATER
TREATMENT FACILITY**




All Traffic

1

SEE A/L116 FOR LOCATION
SEE L303 FOR INSTALLATION




Capital Region Water
**ADVANCED WASTEWATER
TREATMENT FACILITY**




Exit

2


SEE B/L116 FOR LOCATION
SEE L303 FOR INSTALLATION



Capital Region Water
**ADVANCED WASTEWATER
TREATMENT FACILITY**




Administrative Building




Exit

3

SEE C/L116 FOR LOCATION
SEE L303 FOR INSTALLATION



Capital Region Water
**ADVANCED WASTEWATER
TREATMENT FACILITY**



Exit

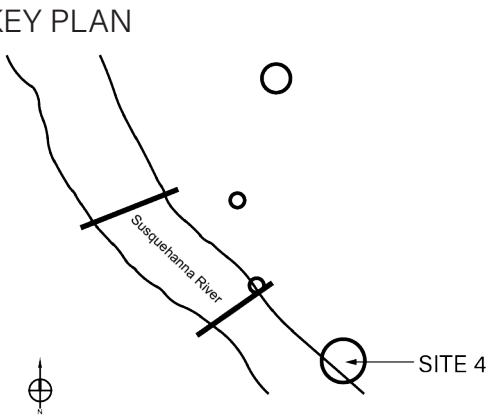
4

SEE D/L116 FOR LOCATION
SEE L303 FOR INSTALLATION

NOTE: SIGNS ARE TO BE ALUMINUM PANELS
WITH NON DIRECTIONAL BRUSHED FINISH.
DIRECT EMBED GRAPHICS WITH CLEAR
POWDER COAT OR TAMPER PROOF FINISH.

**CAPITAL REGION
WATER
WAYFINDING**
HARRISBURG, PA

CAPITAL REGION WATER
100 PINE DRIVE
HARRISBURG, PA 17103



REV #	DATE	DESCRIPTION

SEALS

COPYRIGHT © 2016 - Wallace Roberts & Todd, LLC - ALL RIGHTS RE-SERVED - All ideas, designs, arrangements and plans indicated or represented by this drawing and written material appearing herein constitute the original and unpublished work of Wallace Roberts & Todd, LLC and the same may not be duplicated, used or disclosed to any person, firm or corporation for any purpose whatsoever without the written consent of the architect.

JOB #: 7870 DRAWN BY:
DATE: 09/14/17 CHECKED BY:

DRAWING TITLE:
**SITE 4- SIGNAGE
ARTWORK**

DRAWING #:
L-214

BLADE DIRECTIONAL SIGNS – 72” X 24”
Site 2 total: 4



Filtrate Equalization Tank

Wastewater Treatment Facility

1

SEE 1/L117 FOR LOCATION
SEE L304 FOR INSTALLATION



Gas Storage Sphere

Wastewater Treatment Facility

2

SEE 2/L117 FOR LOCATION
SEE L304 FOR INSTALLATION



Waste Gas Burner

Wastewater Treatment Facility

3

SEE 3/L117 FOR LOCATION
SEE L304 FOR INSTALLATION




Biosolids Storage Pad 1

Wastewater Treatment Facility

4

SEE 4/L117 FOR LOCATION
SEE L304 FOR INSTALLATION



Biosolids Storage Pad 2

Wastewater Treatment Facility

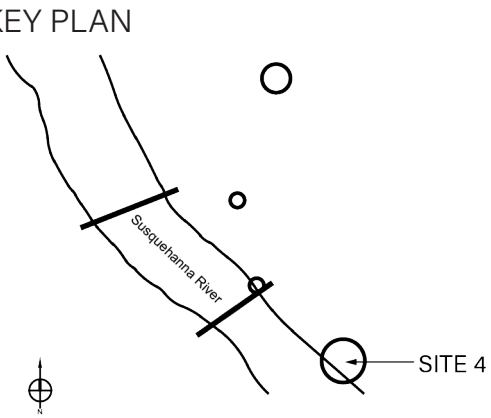
5

SEE 5/L117 FOR LOCATION
SEE L304 FOR INSTALLATION

NOTE: SIGNS ARE TO BE ALUMINUM PANELS
WITH NON DIRECTIONAL BRUSHED FINISH.
DIRECT EMBED GRAPHICS WITH CLEAR
POWDER COAT OR TAMPER PROOF FINISH.

CAPITAL REGION
WATER
WAYFINDING
HARRISBURG, PA

CAPITAL REGION WATER
100 PINE DRIVE
HARRISBURG, PA 17103



REV #	DATE	DESCRIPTION

SEALS

COPYRIGHT © 2016 - Wallace Roberts & Todd, LLC - ALL RIGHTS RE-SERVED - All ideas, designs, arrangements and plans indicated or represented by this drawing and written material appearing herein constitute the original and unpublished work of Wallace Roberts & Todd, LLC and the same may not be duplicated, used or disclosed to any person, firm or corporation for any purpose whatsoever without the written consent of the architect.

JOB #: 7870
DATE: 09/14/17

DRAWN BY:
CHECKED BY:

DRAWING TITLE:

SITE 4- SIGNAGE
ARTWORK

DRAWING #:

L-215

FREE STANDING (SINGLE POST) SIGN - 24" X 24" (PANEL)
Site 2 total: 5

NOTE: SIGNS ARE TO BE ALUMINUM PANELS
WITH NON DIRECTIONAL BRUSHED FINISH.
DIRECT EMBED GRAPHICS WITH CLEAR
POWDER COAT OR TAMPER PROOF FINISH.



1

SEE 1/L118 FOR LOCATION
SEE L307 FOR INSTALLATION



4

SEE 4/L119 FOR LOCATION
SEE L307 FOR INSTALLATION



9

SEE 9/L120 FOR LOCATION
SEE L307 FOR INSTALLATION



10

SEE 10/L120 FOR LOCATION
SEE L307 FOR INSTALLATION



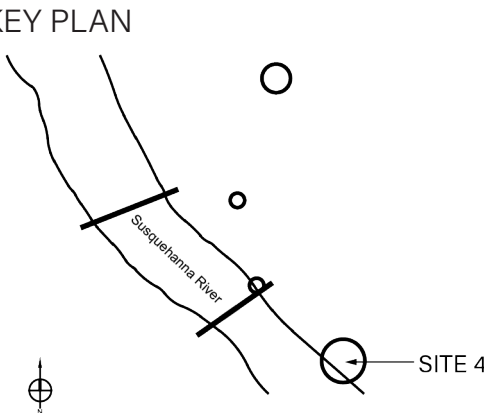
11

SEE 11/L121 FOR LOCATION
SEE L307 FOR INSTALLATION

MOUNTED SIGN - 24" X 24"
Site 4 total: 5

CAPITAL REGION
WATER
WAYFINDING
HARRISBURG, PA

CAPITAL REGION WATER
100 PINE DRIVE
HARRISBURG, PA 17103



REV #	DATE	DESCRIPTION
-------	------	-------------

SEALS

COPYRIGHT © 2016 - Wallace Roberts & Todd, LLC - ALL RIGHTS RE-SERVED - All ideas, designs, arrangements and plans indicated or represented by this drawing and written material appearing herein constitute the original and unpublished work of Wallace Roberts & Todd, LLC and the same may not be duplicated, used or disclosed to any person, firm or corporation for any purpose whatsoever without the written consent of the architect.

JOB #: 7870	DRAWN BY:
DATE: 09/14/17	CHECKED BY:

DRAWING TITLE:

SITE 4- SIGNAGE
ARTWORK

DRAWING #:

L-216

NOTE: SIGNS ARE TO BE ALUMINUM PANELS
WITH NON DIRECTIONAL BRUSHED FINISH.
DIRECT EMBED GRAPHICS WITH CLEAR
POWDER COAT OR TAMPER PROOF FINISH.

CAPITAL REGION
WATER
WAYFINDING
HARRISBURG, PA

CAPITAL REGION WATER
100 PINE DRIVE
HARRISBURG, PA 17103



Administrative Building

Wastewater Treatment Facility

2

SEE 2/L118 FOR LOCATION
SEE L307 FOR INSTALLATION



Storage Garage

Wastewater Treatment Facility

3

SEE 3/L119 FOR LOCATION
SEE L307 FOR INSTALLATION



Primary Digester No. 2

Wastewater Treatment Facility

6

SEE 6/L119 FOR LOCATION
SEE L307 FOR INSTALLATION

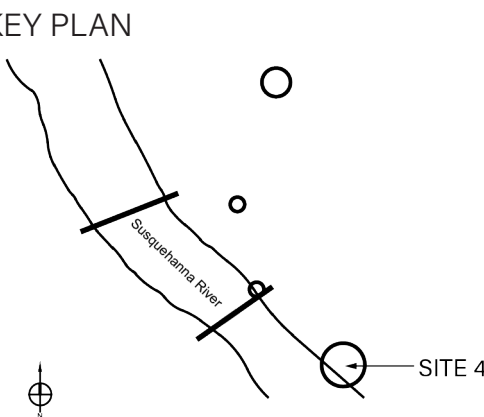


Primary Digester Control House

Wastewater Treatment Facility

7

SEE 7/L120 FOR LOCATION
SEE L307 FOR INSTALLATION



REV #	DATE	DESCRIPTION
-------	------	-------------

SEALS

COPYRIGHT © 2016 - Wallace Roberts & Todd, LLC - ALL RIGHTS RE-SERVED - All ideas, designs, arrangements and plans indicated or represented by this drawing and written material appearing herein constitute the original and unpublished work of Wallace Roberts & Todd, LLC and the same may not be duplicated, used or disclosed to any person, firm or corporation for any purpose whatsoever without the written consent of the architect.

JOB #: 7870	DRAWN BY:
DATE: 09/14/17	CHECKED BY:

DRAWING TITLE:

**SITE 4- SIGNAGE
ARTWORK**

DRAWING #:

L-217

MOUNTED SIGN - 24" X 48"
Site 4 total: 5

NOTE: SIGNS ARE TO BE ALUMINUM PANELS
WITH NON DIRECTIONAL BRUSHED FINISH.
DIRECT EMBED GRAPHICS WITH CLEAR
POWDER COAT OR TAMPER PROOF FINISH.

**CAPITAL REGION
WATER
WAYFINDING**

HARRISBURG, PA

CAPITAL REGION WATER
100 PINE DRIVE
HARRISBURG, PA 17103

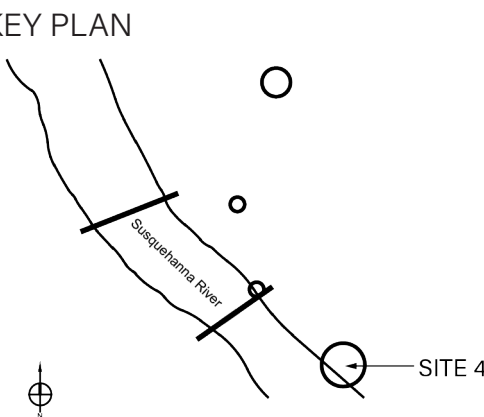


Primary Digester No. 1

Wastewater Treatment Facility

8

SEE 8/L120 FOR LOCATION
SEE L307 FOR INSTALLATION



REV #	DATE	DESCRIPTION
-------	------	-------------

SEALS

COPYRIGHT © 2016 - Wallace Roberts & Todd, LLC - ALL RIGHTS RE-SERVED - All ideas, designs, arrangements and plans indicated or represented by this drawing and written material appearing herein constitute the original and unpublished work of Wallace Roberts & Todd, LLC and the same may not be duplicated, used or disclosed to any person, firm or corporation for any purpose whatsoever without the written consent of the architect.

JOB #: 7870	DRAWN BY:
DATE: 09/14/17	CHECKED BY:

DRAWING TITLE:

**SITE 4- SIGNAGE
ARTWORK**

DRAWING #:

L-218

MOUNTED SIGN – 24” X 48”
Site 4 total: 5



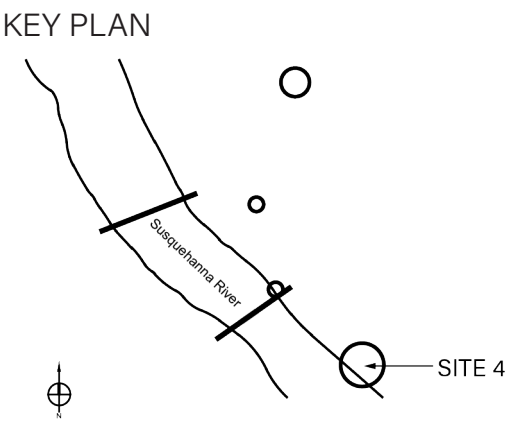
SEE 5/L119 FOR LOCATION
SEE L307 FOR INSTALLATION

MOUNTED SIGN – 48” X 48”
Site 4 total: 1

NOTE: SIGNS ARE TO BE ALUMINUM PANELS
WITH NON DIRECTIONAL BRUSHED FINISH.
DIRECT EMBED GRAPHICS WITH CLEAR
POWDER COAT OR TAMPER PROOF FINISH.

**CAPITAL REGION
WATER
WAYFINDING**
HARRISBURG, PA

CAPITAL REGION WATER
100 PINE DRIVE
HARRISBURG, PA 17103



REV #	DATE	DESCRIPTION
-------	------	-------------

SEALS

COPYRIGHT © 2016 - Wallace Roberts & Todd, LLC - ALL RIGHTS RE-SERVED - All ideas, designs, arrangements and plans indicated or represented by this drawing and written material appearing herein constitute the original and unpublished work of Wallace Roberts & Todd, LLC and the same may not be duplicated, used or disclosed to any person, firm or corporation for any purpose whatsoever without the written consent of the architect.

JOB #: 7870	DRAWN BY:
DATE: 09/14/17	CHECKED BY:

DRAWING TITLE:

**SITE 4- SIGNAGE
ARTWORK**

DRAWING #:

L-219

NOTE: SIGNS ARE TO BE ALUMINUM PANELS
WITH NON DIRECTIONAL BRUSHED FINISH.
DIRECT EMBED GRAPHICS WITH CLEAR
POWDER COAT OR TAMPER PROOF FINISH.

**CAPITAL REGION
WATER
WAYFINDING**

HARRISBURG, PA

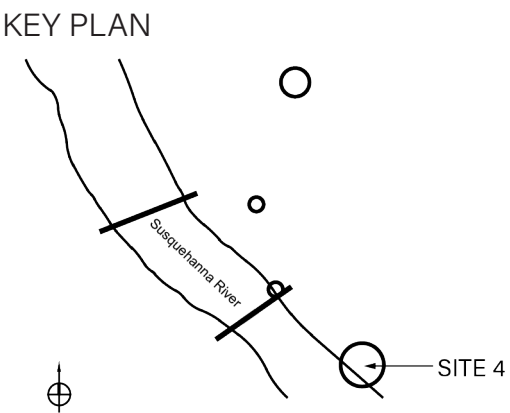
CAPITAL REGION WATER
100 PINE DRIVE
HARRISBURG, PA 17103



14

SEE 14/L121 FOR LOCATION
SEE L310 FOR INSTALLATION

MOUNTED SIGN – 8” X 10”
Site 4 total: 1



REV #	DATE	DESCRIPTION

SEALS

COPYRIGHT © 2016 - Wallace Roberts & Todd, LLC - ALL RIGHTS RE-SERVED - All ideas, designs, arrangements and plans indicated or represented by this drawing and written material appearing herein constitute the original and unpublished work of Wallace Roberts & Todd, LLC and the same may not be duplicated, used or disclosed to any person, firm or corporation for any purpose whatsoever without the written consent of the architect.

JOB #: 7870 DRAWN BY:
DATE: 09/14/17 CHECKED BY:

DRAWING TITLE:

**SITE 4- SIGNAGE
ARTWORK**

DRAWING #:

L-220

1. DRAWINGS PROVIDE DESIGN INTENT ONLY. FOR THE PROPOSED SIGNAGE FEATURES INCLUDED IN THIS PACKAGE, CONTRACTOR SHALL PROVIDE AND INCLUDE STRUCTURAL ANALYSIS FOR MATERIALS AND FOOTINGS, SIGNED AND SEALED BY A QUALIFIED ENGINEER LICENSED IN THE STATE OF PENNSYLVANIA RESPONSIBLE FOR THEIR PREPARATION.
2. CONTRACTOR SHALL PROVIDE SHOP DRAWINGS THAT INCLUDE THE FOLLOWING: PLANS, ELEVATIONS, SECTIONS, DETAILS, AND ATTACHMENTS TO EXISTING SITE AND/OR BUILDING FEATURES.
3. CONTRACTOR SHALL PROVIDE SHOP DRAWINGS THAT INCLUDE THE FOLLOWING AS PER SIGN ARTWORK: GRAPHIC CONTENT, MATERIALS, FONT SIZES, AND COLOR SAMPLES.
4. CONTRACTOR SHALL PROVIDE A MOCK-UP OF A TYPICAL 24" X 24" WAYFINDING SIGN TO VERIFY COLORS AND FONT TO MATCH EXISTING WAYFINDING SIGNS.
5. CONTRACTOR SHALL VERIFY LOCATIONS OF EXISTING UTILITY LINES PRIOR TO CONSTRUCTION.
6. THE FOLLOWING DETAILS DESCRIBE THE INSTALLATION CONDITIONS IDENTIFIED ON THE KEY PLAN DRAWINGS.

CAPITAL REGION
WATER
WAYFINDING

HARRISBURG, PA

CAPITAL REGION WATER
100 PINE DRIVE
HARRISBURG, PA 17103

KEY PLAN

REV #	DATE	DESCRIPTION
-------	------	-------------

SEALS

COPYRIGHT © 2016 - Wallace Roberts & Todd, LLC - ALL RIGHTS RESERVED - All ideas, designs, arrangements and plans indicated or represented by this drawing and written material appearing herein constitute the original and unpublished work of Wallace Roberts & Todd, LLC and the same may not be duplicated, used or disclosed to any person, firm or corporation for any purpose whatsoever without the written consent of the architect.

JOB #: 7870	DRAWN BY:
DATE: 09/14/17	CHECKED BY:

DRAWING TITLE:

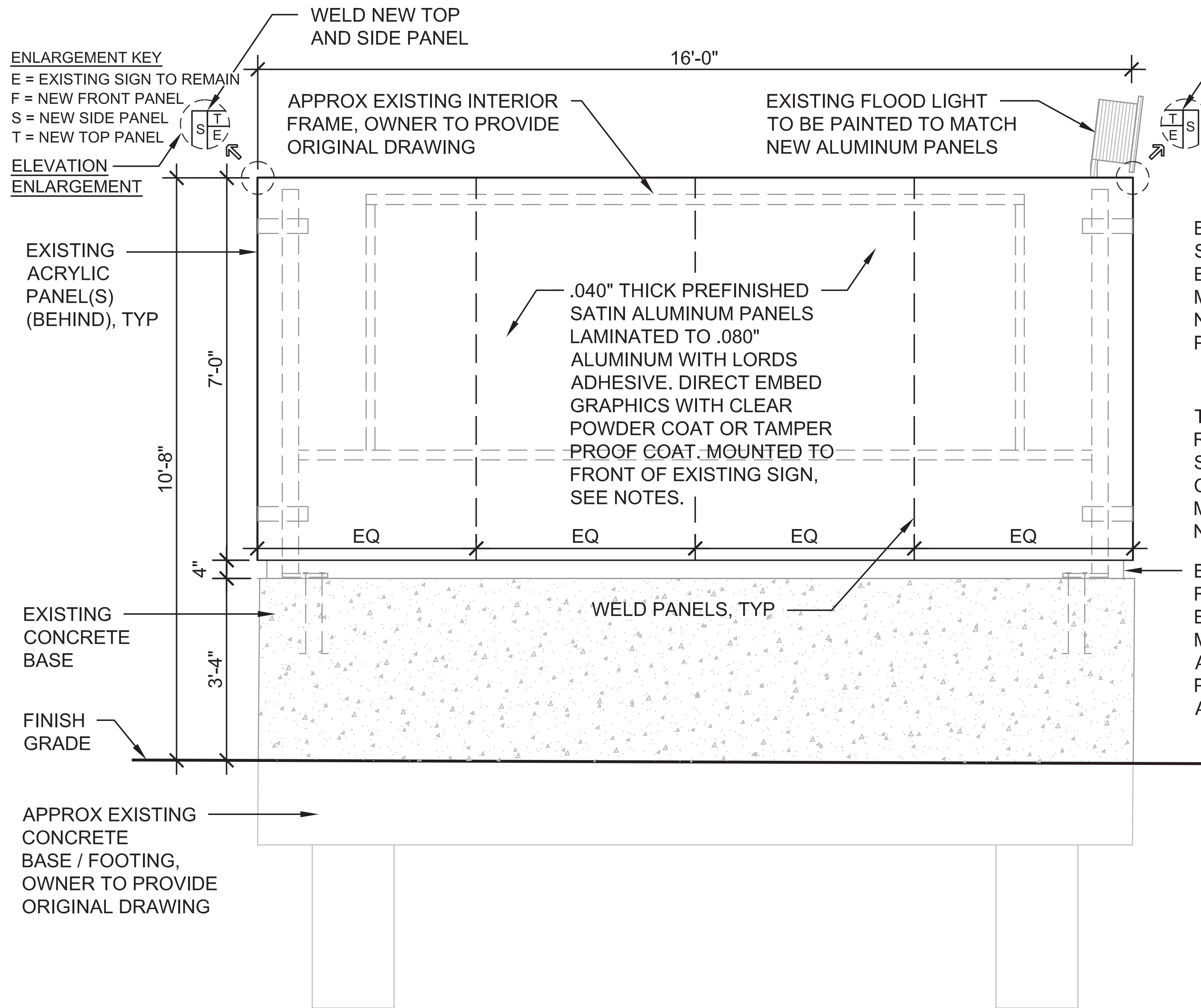
GENERAL NOTES

DRAWING #:

L-300

ENLARGEMENT KEY
E = EXISTING SIGN TO REMAIN
F = NEW FRONT PANEL
S = NEW SIDE PANEL
T = NEW TOP PANEL

ELEVATION ENLARGEMENT



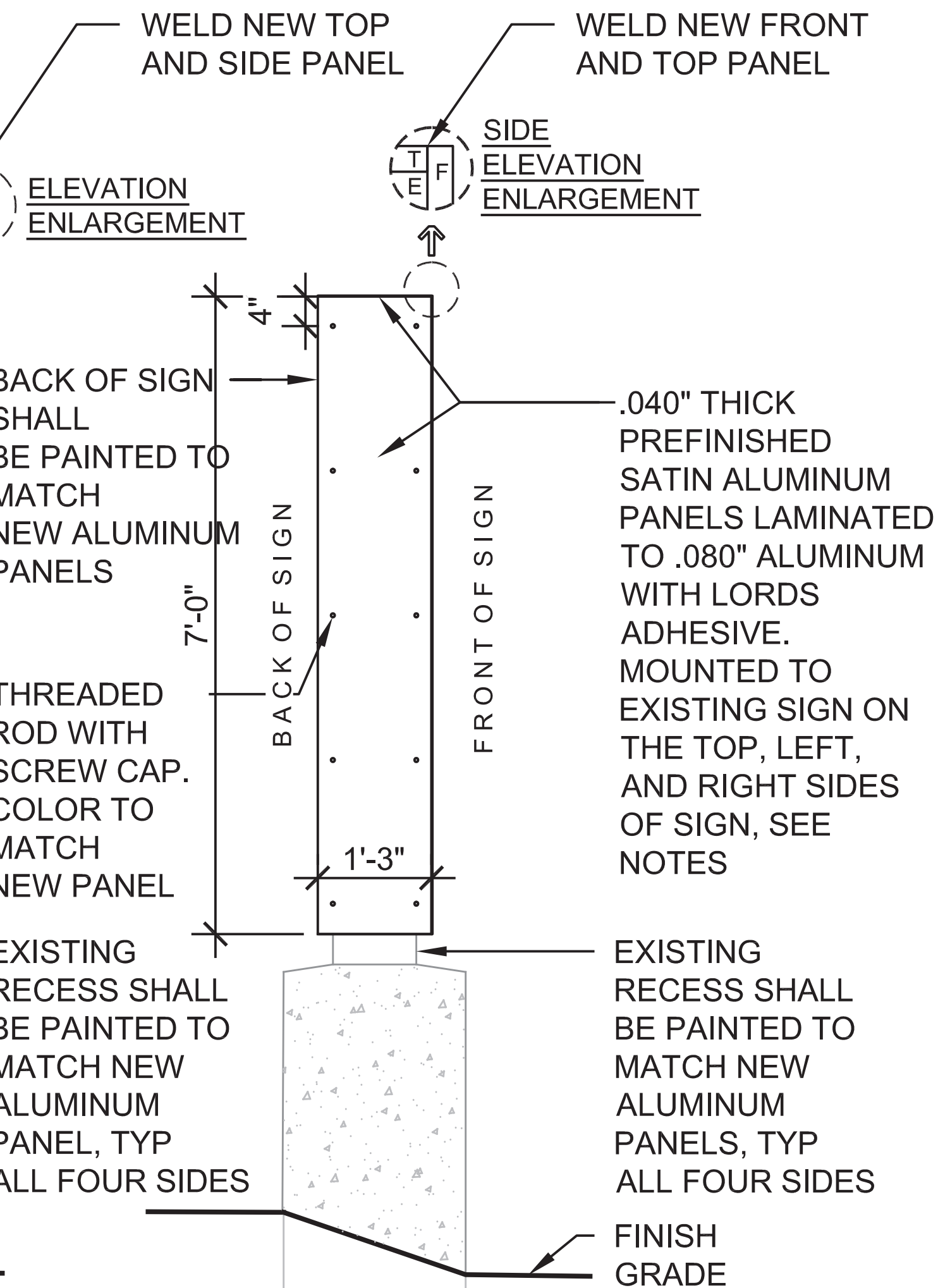
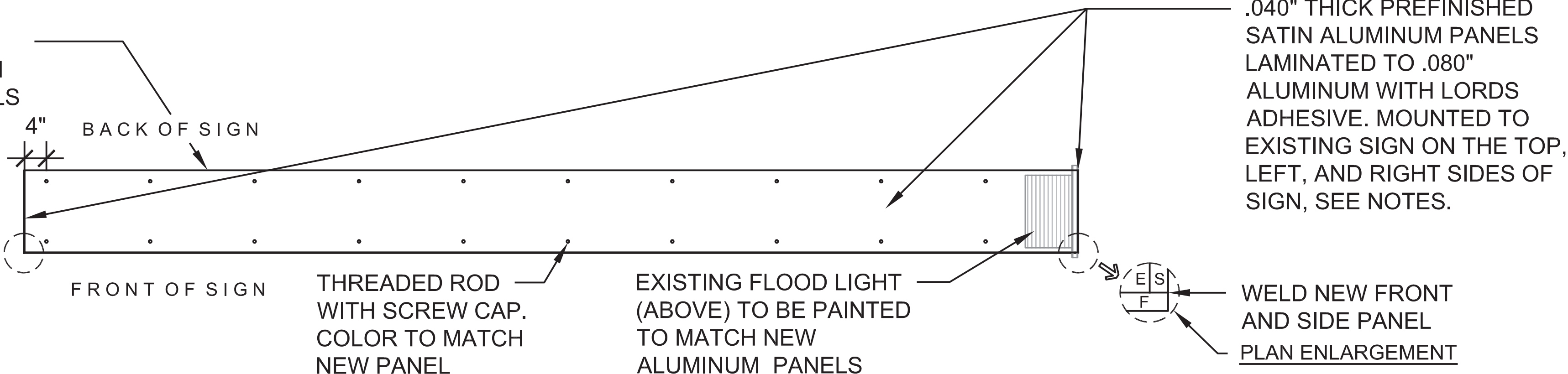
ELEVATION

BACK OF SIGN SHALL BE PAINTED TO MATCH NEW ALUMINUM PANELS

WELD NEW FRONT AND SIDE PANEL

PLAN ENLARGEMENT

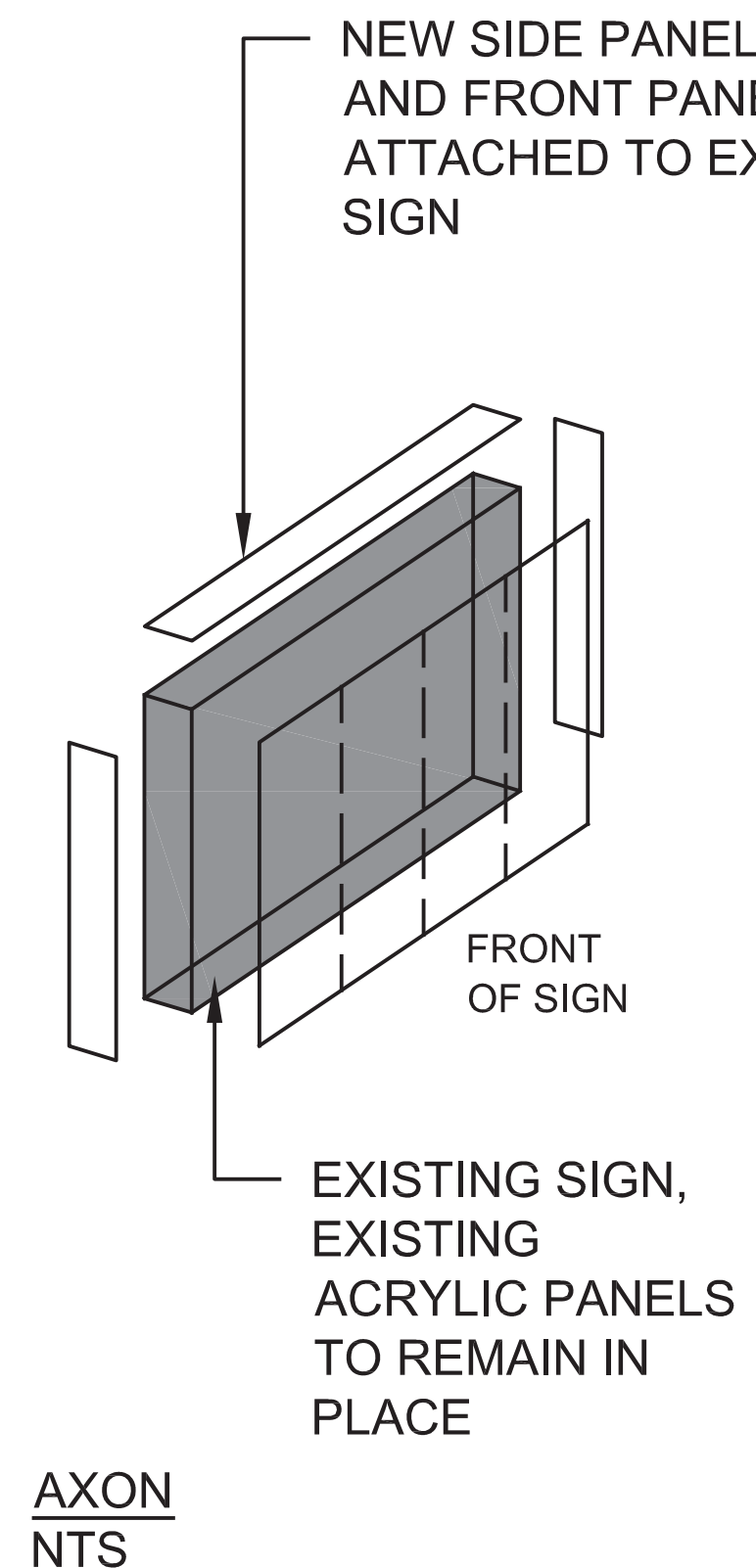
PLAN



SIDE ELEVATION

NOTES:

- EXISTING SIGN SHALL BE MODIFIED WITH MOUNTED ALUMINUM PANEL(S) TO THE FRONT, SIDES, AND TOP OF THE EXISTING ACRYLIC PANELS.
- DRILL AND MOUNT INTO THE EXISTING INTERIOR FRAME, WHERE POSSIBLE.
- TOP PANEL MOUNTING SHALL REQUIRE FIELD VERIFICATION OF PRECISE LOCATION / MEASUREMENTS OF EXISTING FLOOD LIGHT AND ITS COMPONENTS.
- CONTRACTOR TO PROVIDE SHOP DRAWINGS FOR PANEL FABRICATION AND INSTALLATION METHODS TO BE APPROVED BY THE OWNER PRIOR TO PRODUCTION.
- BACK OF EXISTING SIGN, RECESS PERIMETER, AND FLOOD LIGHT SHALL BE PAINTED TO MATCH NEW ALUMINUM PANEL(S).
- DRAWINGS PROVIDE DESIGN INTENT ONLY. CONTRACTOR SHALL SEEK A FULL STRUCTURAL ENGINEERING REVIEW PRIOR TO CONSTRUCTION.
- SEE 1/L201 FOR ARTWORK
- SEE 1/L102 FOR LOCATION



CAPITAL REGION WATER WAYFINDING
HARRISBURG, PA
CAPITAL REGION WATER
100 PINE DRIVE
HARRISBURG, PA 17103

KEY PLAN

REV #	DATE	DESCRIPTION
-------	------	-------------

SEALS

COPYRIGHT © 2016 - Wallace Roberts & Todd, LLC - ALL RIGHTS RESERVED - All ideas, designs, arrangements and plans indicated or represented by this drawing and written material appearing herein constitute the original and unpublished work of Wallace Roberts & Todd, LLC and the same may not be duplicated, used or disclosed to any person, firm or corporation for any purpose whatsoever without the written consent of the architect.

JOB #: 7870	DRAWN BY:
DATE: 09/14/17	CHECKED BY:

DRAWING TITLE:

INSTALLATION DETAILS

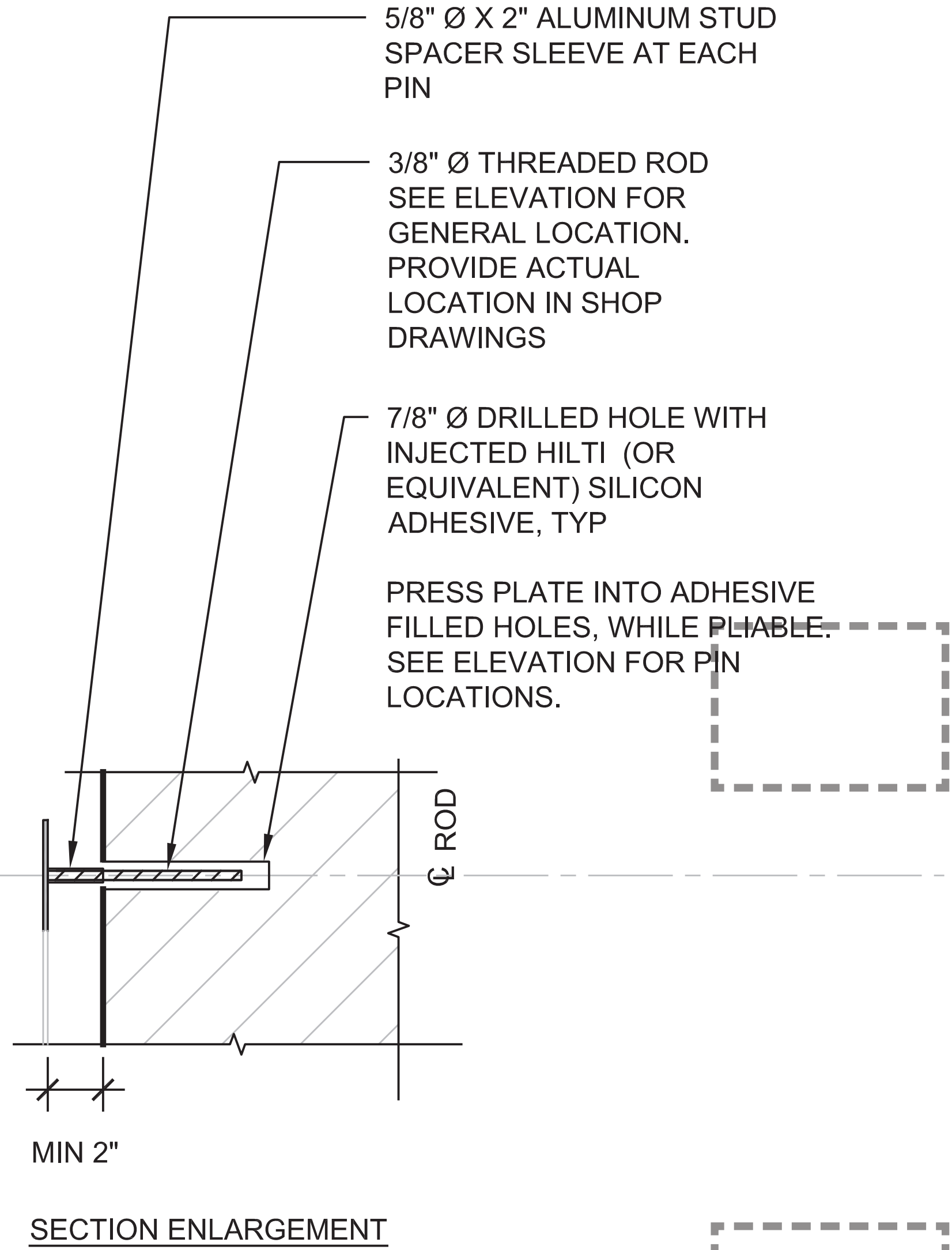
DRAWING #:

L-301

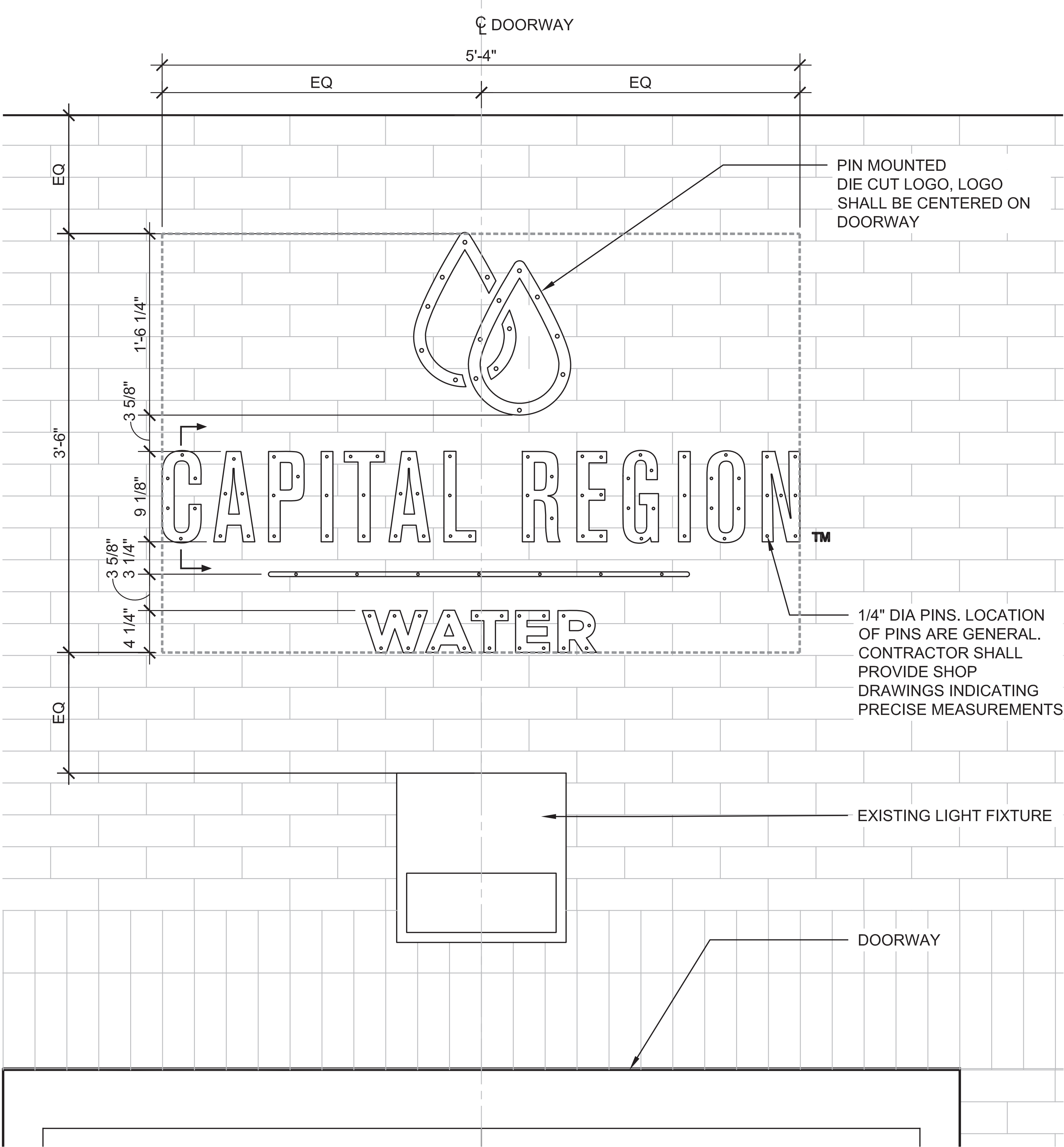
FREESTANDING IDENTITY SIGN
Total: 1 - SEE L100 SERIES

SCALE: 3/4"=1'0"

- NOTES:
- LOGO SHALL BE PIN-MOUNTED AND SET FLUSH TO BUILDING FACADE
 - LOGO SHALL BE CENTERED ON THE DOORWAY OF THE MAIN CUSTOMER SERVICE CENTER BUILDING AT THE WATER TREATMENT FACILITY.
 - CONTRACTOR TO PROVIDE SHOP DRAWINGS INDICATING PRECISE MEASUREMENTS AND INSTALLATION.



PIN MOUNTED - DIE CUT
Total: 1



CAPITAL REGION
WATER
WAYFINDING
HARRISBURG, PA

CAPITAL REGION WATER
100 PINE DRIVE
HARRISBURG, PA 17103

KEY PLAN

REV #	DATE	DESCRIPTION
-------	------	-------------

SEALS

COPYRIGHT © 2016 - Wallace Roberts & Todd, LLC - ALL RIGHTS RESERVED - All ideas, designs, arrangements and plans indicated or represented by this drawing and written material appearing herein constitute the original and unpublished work of Wallace Roberts & Todd, LLC and the same may not be duplicated, used or disclosed to any person, firm or corporation for any purpose whatsoever without the written consent of the architect.

JOB #: 7870	DRAWN BY:
DATE: 09/14/17	CHECKED BY:

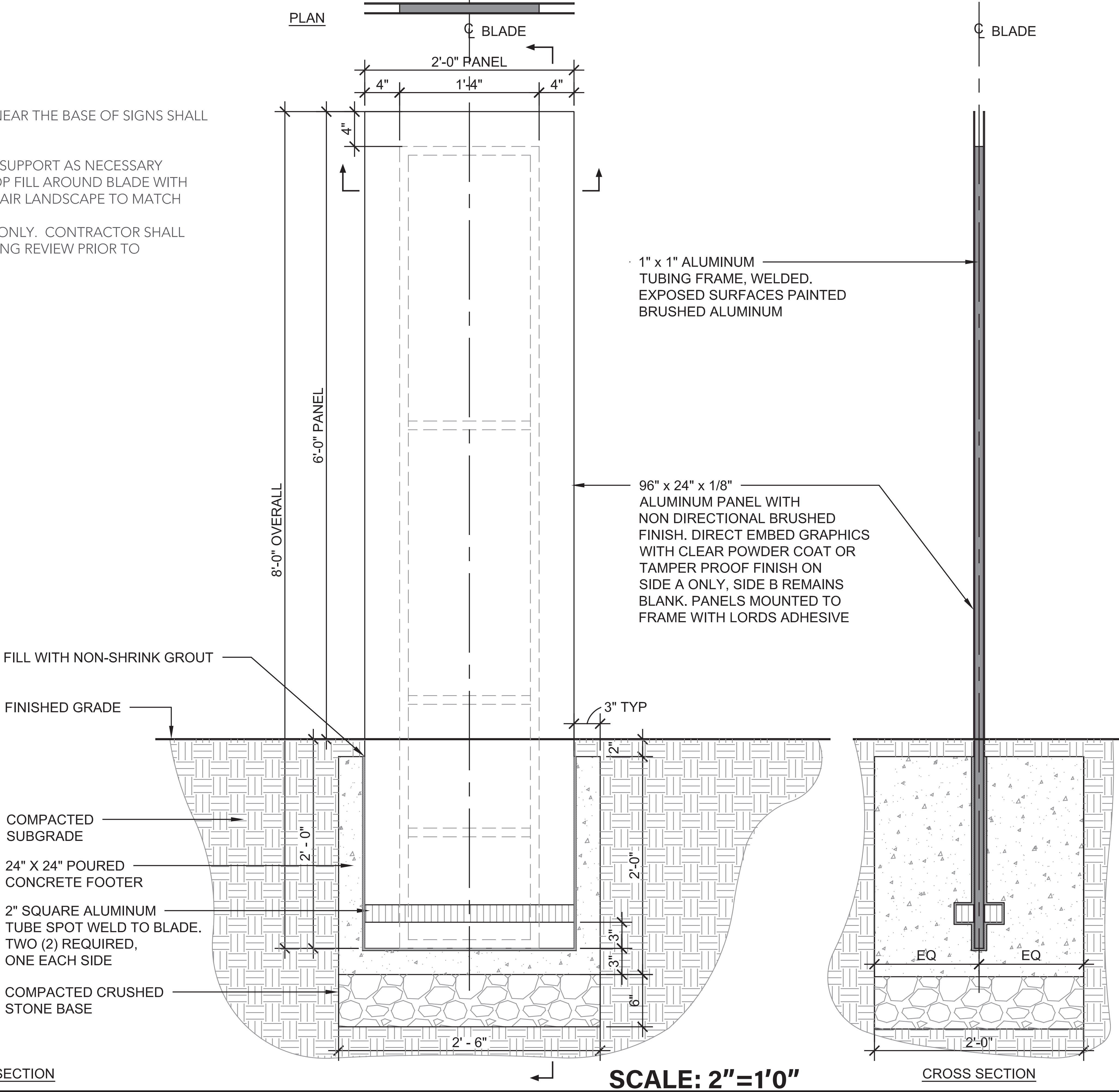
DRAWING TITLE:

INSTALLATION
DETAILS

DRAWING #:

L-302

- NOTES:
- FINISHED GRADE OF CROSS-SLOPES NEAR THE BASE OF SIGNS SHALL NOT EXCEED 2%
 - PLUMB BLADE AND SET IN DUG HOLE
 - BRACE BLADE VERTICAL WITH WOOD SUPPORT AS NECESSARY
 - POUR CONCRETE AROUND BLADE, TOP FILL AROUND BLADE WITH COMPACTED SOIL, SEED AND/OR REPAIR LANDSCAPE TO MATCH EXISTING
 - DRAWINGS PROVIDE DESIGN INTENT ONLY. CONTRACTOR SHALL SEEK A FULL STRUCTURAL ENGINEERING REVIEW PRIOR TO CONSTRUCTION.



BLADE DIRECTIONAL SIGN
Total: 8 - SEE L100 SERIES

SECTION

SCALE: 2"=1'0"

CROSS SECTION

**CAPITAL REGION
WATER
WAYFINDING**
HARRISBURG, PA

CAPITAL REGION WATER
100 PINE DRIVE
HARRISBURG, PA 17103

KEY PLAN

REV #	DATE	DESCRIPTION
-------	------	-------------

SEALS

COPYRIGHT © 2016 - Wallace Roberts & Todd, LLC - ALL RIGHTS RESERVED - All ideas, designs, arrangements and plans indicated or represented by this drawing and written material appearing herein constitute the original and unpublished work of Wallace Roberts & Todd, LLC and the same may not be duplicated, used or disclosed to any person, firm or corporation for any purpose whatsoever without the written consent of the architect.

JOB #: 7870	DRAWN BY:
DATE: 09/14/17	CHECKED BY:

DRAWING TITLE:

**INSTALLATION
DETAILS**

DRAWING #:

L-303

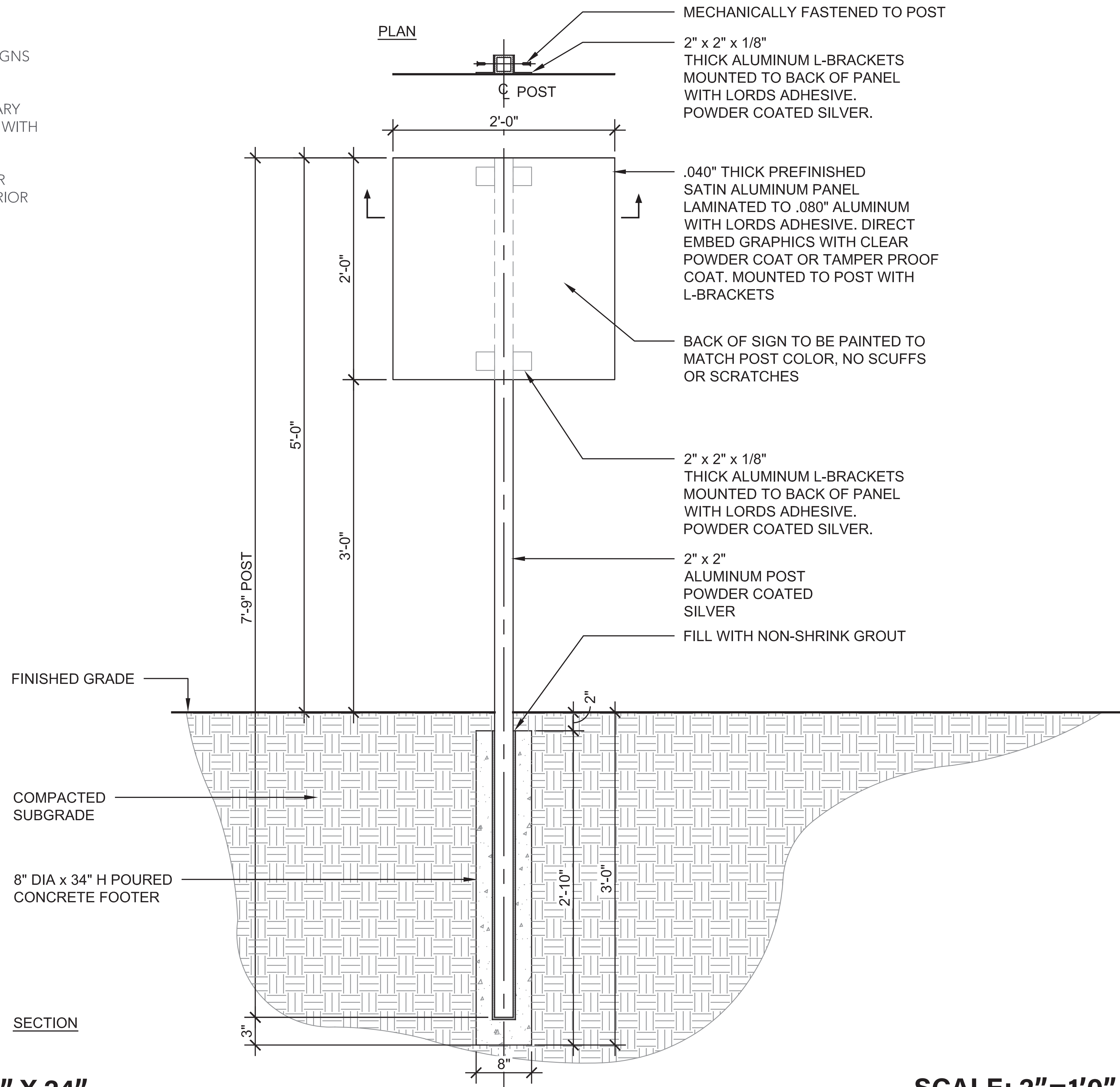
CAPITAL REGION WATER WAYFINDING

HARRISBURG, PA

CAPITAL REGION WATER
100 PINE DRIVE
HARRISBURG, PA 17103

NOTES:

- FINISHED GRADE OF CROSS-SLOPES NEAR THE BASE OF SIGNS SHALL NOT EXCEED 2%
- PLUMB POST AND SET IN DUG HOLE
- BRACE POST VERTICAL WITH WOOD SUPPORT AS NECESSARY
- POUR CONCRETE AROUND POST, TOP FILL AROUND POST WITH COMPACTED SOIL, SEED AND/OR REPAIR LANDSCAPE TO MATCH EXISTING
- DRAWINGS PROVIDE DESIGN INTENT ONLY. CONTRACTOR SHALL SEEK A FULL STRUCTURAL ENGINEERING REVIEW PRIOR TO CONSTRUCTION.



FREESTANDING IDENTITY SIGN - 24" X 24"
Total: 4 - SEE L100 SERIES

SCALE: 2"=1'0"

KEY PLAN

REV #	DATE	DESCRIPTION
-------	------	-------------

SEALS

COPYRIGHT © 2016 - Wallace Roberts & Todd, LLC - ALL RIGHTS RESERVED - All ideas, designs, arrangements and plans included or represented by this drawing and written material appearing herein constitute the original and unpublished work of Wallace Roberts & Todd, LLC and the same may not be duplicated, used or disclosed to any person, firm or corporation for any purpose whatsoever without the written consent of the architect.

OB #: 7870 DRAWN BY:
DATE: 09/14/17 CHECKED BY:

DRAWING TITLE:

INSTALLATION DETAILS

DRAWING #:

L-304

- FINISHED GRADE OF CROSS-SLOPES NEAR THE BASE OF SIGNS SHALL NOT EXCEED 2%
- PLUMB POST AND SET IN ALUMINUM SLEEVE
- BRACE POST VERTICAL WITH WOOD SUPPORT AS NECESSARY
- DRAWINGS PROVIDE DESIGN INTENT ONLY. CONTRACTOR SHALL SEEK A FULL STRUCTURAL ENGINEERING REVIEW PRIOR TO CONSTRUCTION.



**CAPITAL REGION
WATER
WAYFINDING**

HARRISBURG, PA

CAPITAL REGION WATER
100 PINE DRIVE
HARRISBURG, PA 17103

REV #	DATE	DESCRIPTION
-------	------	-------------

SEALS

COPYRIGHT © 2016 - Wallace Roberts & Todd, LLC - ALL RIGHTS RESERVED - All ideas, designs, arrangements and plans indicated or represented by this drawing and written material appearing herein constitute the original and unpublished work of Wallace Roberts & Todd, LLC and the same may not be duplicated, used or disclosed to any person, firm or corporation for any purpose whatsoever without the written consent of the architect.

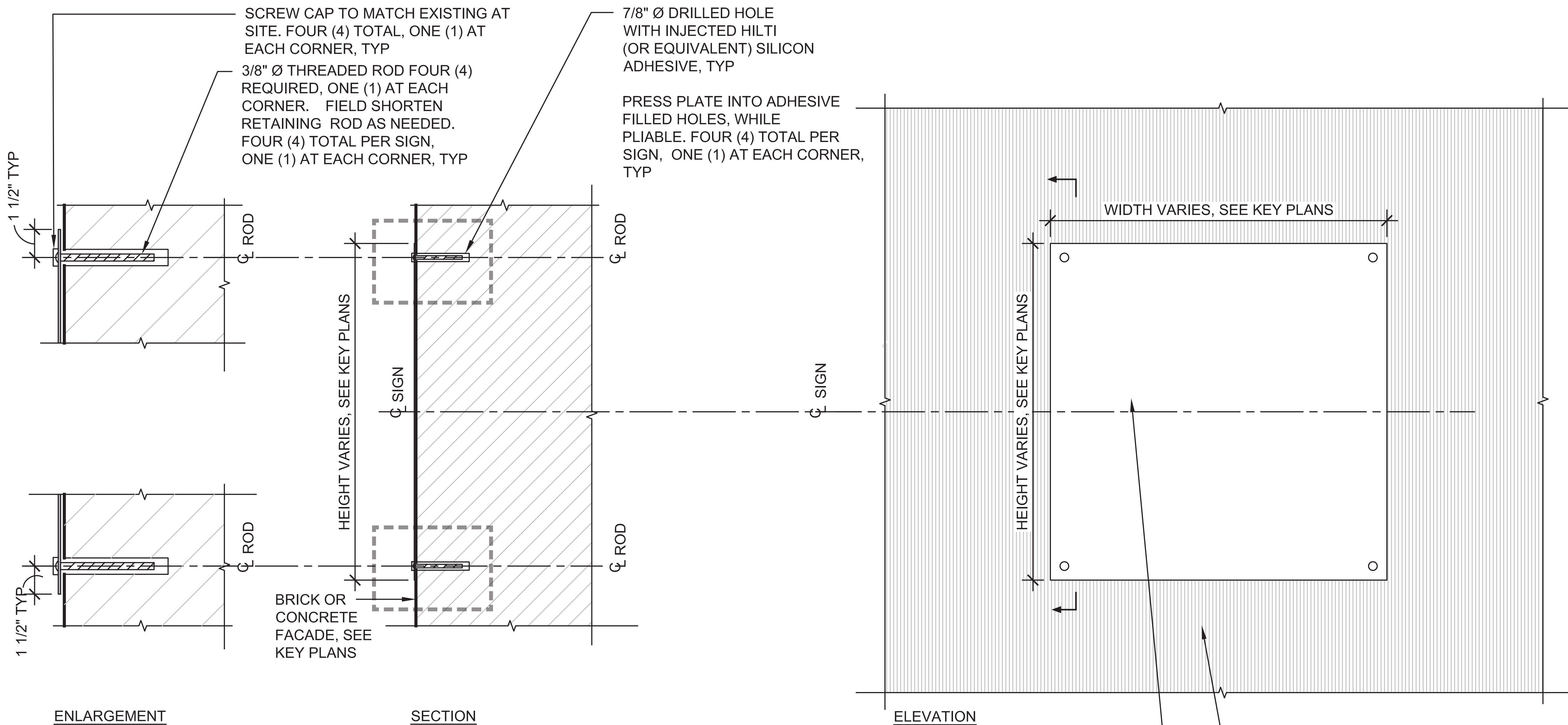
JOB #: 7870 DRAWN BY:
DATE: 09/14/17 CHECKED BY:

DRAWING TITLE:

INSTALLATION DETAILS

DRAWING #:

L-306



MOUNTED SIGNS WITH SCREW CAPS (AT AWTF ONLY)
Total: 1 - SEE L100 SERIES

SCALE: 2"=1'0"

KEY PLAN

REV #	DATE	DESCRIPTION
-------	------	-------------

SEALS

COPYRIGHT © 2016 - Wallace Roberts & Todd, LLC - ALL RIGHTS RESERVED - All ideas, designs, arrangements and plans indicated or represented by this drawing and written material appearing herein constitute the original and unpublished work of Wallace Roberts & Todd, LLC and the same may not be duplicated, used or disclosed to any person, firm or corporation for any purpose whatsoever without the written consent of the architect.

JOB #: 7870	DRAWN BY:
DATE: 09/14/17	CHECKED BY:

DRAWING TITLE:

**INSTALLATION
DETAILS**

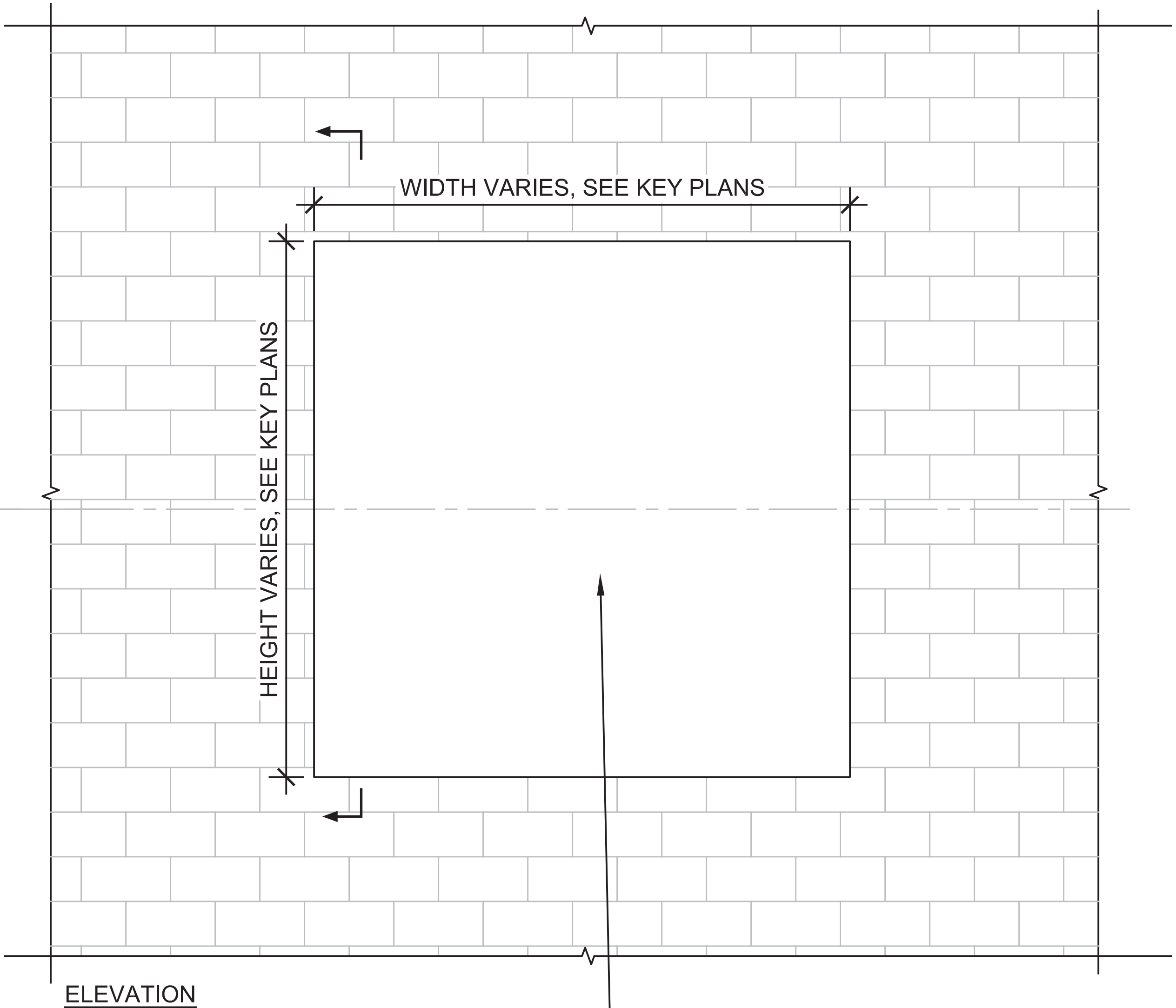
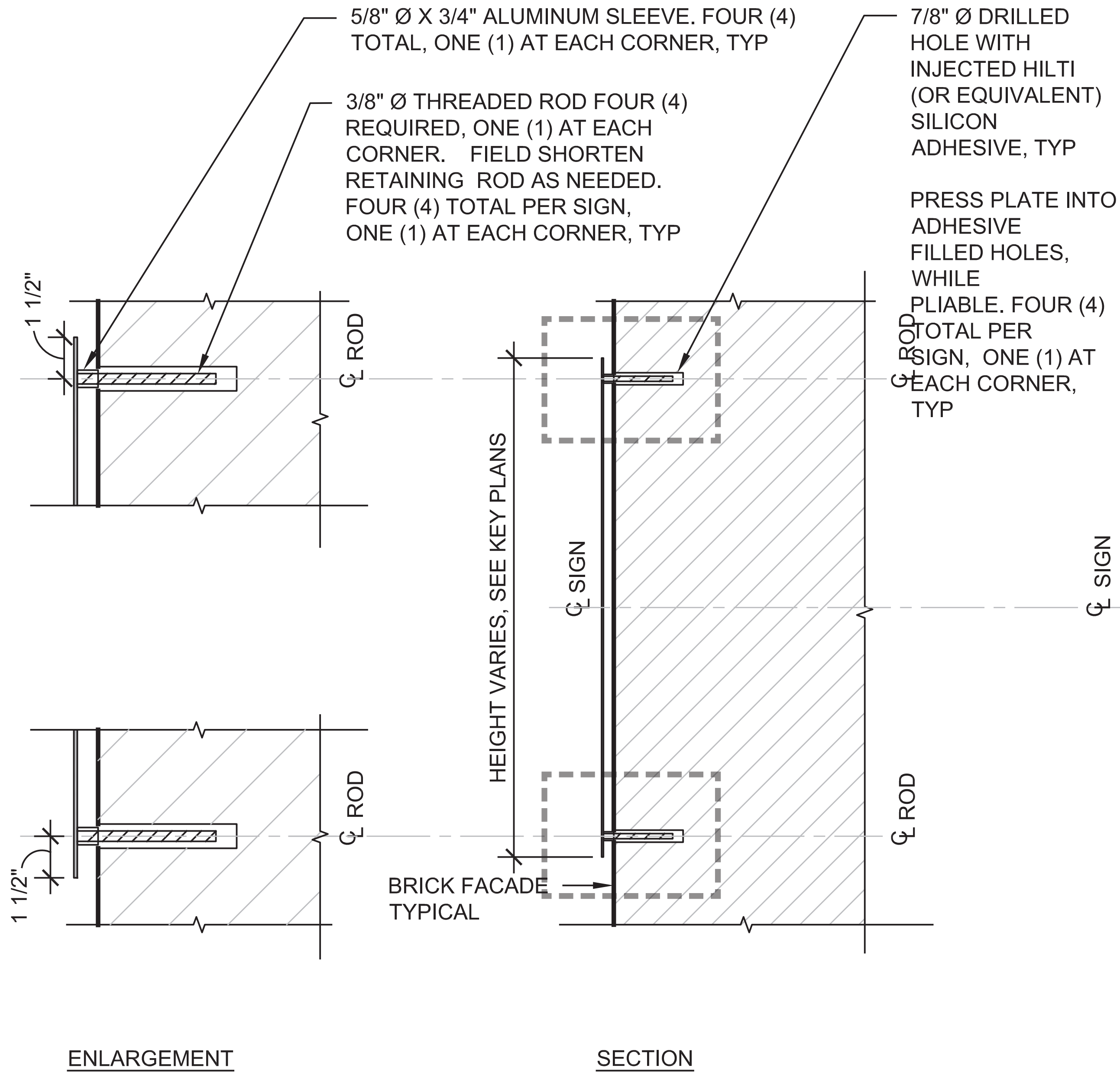
DRAWING #:

L-307

CAPITAL REGION
WATER
WAYFINDING

HARRISBURG, PA

CAPITAL REGION WATER
100 PINE DRIVE
HARRISBURG, PA 17103



1/8" ALUMINUM SIGN PANEL WITH DIRECT EMBED CUSTOM POWDER COAT GRAPHIC OR TAMPER PROOF FINISH, SINGLE SIDED GRAPHIC. MOUNTED TO EXISTING BUILDING. PANEL DIMENSIONS VARY, SEE KEY PLANS

MOUNTED SIGNS AT BRICK SURFACES
Total: 8 - SEE L100 SERIES

SCALE: 2"=1'0"

KEY PLAN

REV #	DATE	DESCRIPTION
-------	------	-------------

SEALS

COPYRIGHT © 2016 - Wallace Roberts & Todd, LLC - ALL RIGHTS RESERVED - All ideas, designs, arrangements and plans indicated or represented by this drawing and written material appearing herein constitute the original and unpublished work of Wallace Roberts & Todd, LLC and the same may not be duplicated, used or disclosed to any person, firm or corporation for any purpose whatsoever without the written consent of the architect.

JOB #: 7870	DRAWN BY:
DATE: 09/14/17	CHECKED BY:

DRAWING TITLE:

INSTALLATION
DETAILS

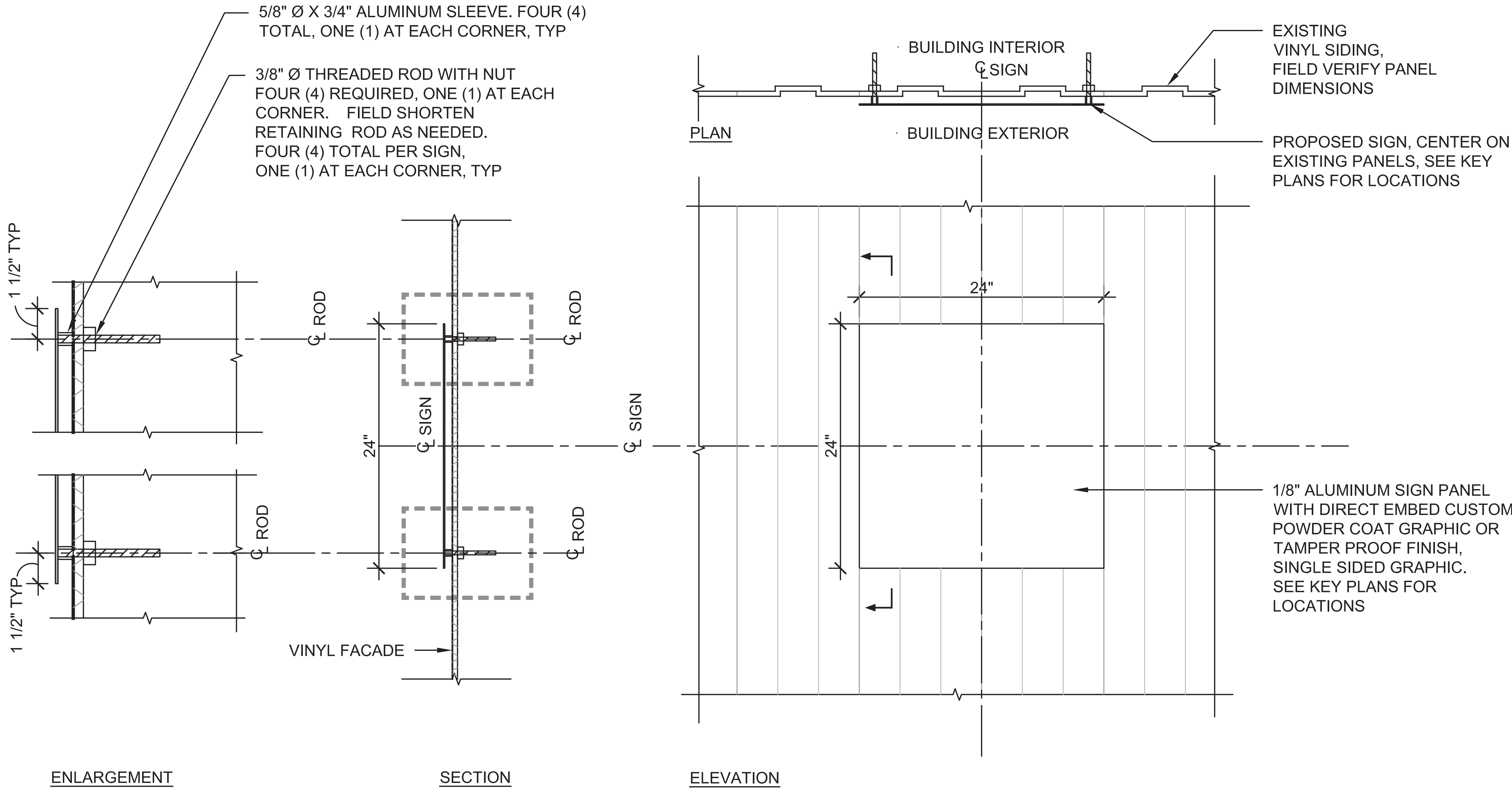
DRAWING #:

L-308

CAPITAL REGION
WATER
WAYFINDING

HARRISBURG, PA

CAPITAL REGION WATER
100 PINE DRIVE
HARRISBURG, PA 17103



KEY PLAN

REV #	DATE	DESCRIPTION
-------	------	-------------

SEALS

COPYRIGHT © 2016 - Wallace Roberts & Todd, LLC - ALL RIGHTS RESERVED - All ideas, designs, arrangements and plans indicated or represented by this drawing and written material appearing herein constitute the original and unpublished work of Wallace Roberts & Todd, LLC and the same may not be duplicated, used or disclosed to any person, firm or corporation for any purpose whatsoever without the written consent of the architect.

JOB #: 7870	DRAWN BY:
DATE: 09/14/17	CHECKED BY:

DRAWING TITLE:

INSTALLATION
DETAILS

DRAWING #:

L-309

MOUNTED SIGN AT VINYL SURFACES
Total: 4 - SEE L100 SERIES

SCALE: 2"=1'0"

- ADHERE SIGN WITH 2" OVERLAP TO BACK OF EXISTING INTERCOM

HARRISBURG, PA

Technical drawing showing the plan and elevation views of a sign assembly mounted on a post.

Plan View (Top):

- Dimensions: 10" (width), 2" (offset from post centerline).
- Callouts: POST, EXISTING POST, EXISTING INTERCOM BOX, ADHERE SIGN TO BACK OF EXISTING INTERCOM, 2" OVERLAP, TYP.

Elevation View (Bottom):

- Dimensions: 8" (height), 10" (width), 2" (offset from post centerline).
- Callouts: .040" THICK PREFINISHED SATIN ALUMINUM PANEL LAMINATED TO .080" ALUMINUM WITH LORDS ADHESIVE. DIRECT EMBED GRAPHICS WITH CLEAR POWDER COAT OR TAMPER PROOF COAT. MOUNTED TO POST WITH L-BRACKETS SEE ARTWORK FOR TEXT, EXISTING INTERCOM BOX, ADHERE SIGN TO BACK OF EXISTING INTERCOM, 2" OVERLAP, TYP, EXISTING POST.

General Notes:

- HEIGHT VARIES (indicated by a vertical dimension line on the left).
- PLAN (indicated by an arrow pointing to the top view).

REV #	DATE	DESCRIPTION
-------	------	-------------

COPYRIGHT © 2016 - Wallace Roberts & Todd, LLC - ALL RIGHTS RESERVED - All ideas, designs, arrangements and plans indicated or represented by this drawing and written material appearing herein constitute the original and unpublished work of Wallace Roberts & Todd, LLC and the same may not be duplicated, used or disclosed to any person, firm or corporation for any purpose whatsoever without the written consent of the architect.

DRAWING TITLE:

DRAWING #:

L-310

MOUNTED SIGN AT INTERCOMS
Total: 2 - SEE L100 SERIES

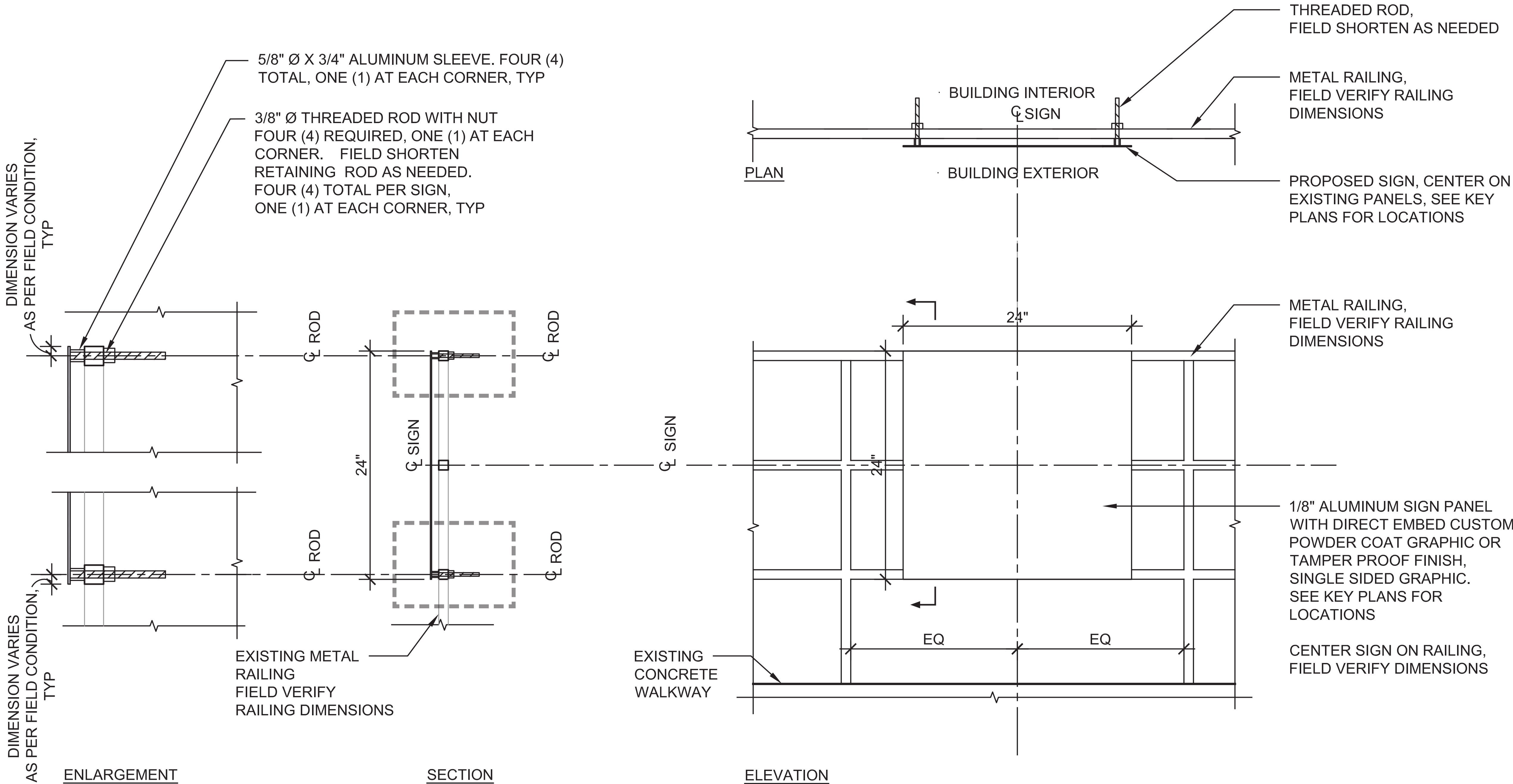
SCALE: 2"=1'0"

DRAWING #:

CAPITAL REGION
WATER
WAYFINDING

HARRISBURG, PA

CAPITAL REGION WATER
100 PINE DRIVE
HARRISBURG, PA 17103



KEY PLAN

REV #	DATE	DESCRIPTION
-------	------	-------------

SEALS

COPYRIGHT © 2016 - Wallace Roberts & Todd, LLC - ALL RIGHTS RESERVED - All ideas, designs, arrangements and plans indicated or represented by this drawing and written material appearing herein constitute the original and unpublished work of Wallace Roberts & Todd, LLC and the same may not be duplicated, used or disclosed to any person, firm or corporation for any purpose whatsoever without the written consent of the architect.

JOB #: 7870	DRAWN BY:
DATE: 09/14/17	CHECKED BY:

DRAWING TITLE:

INSTALLATION
DETAILS

DRAWING #:

L-311

MOUNTED SIGN AT RAILINGS
Total: 2 - SEE L100 SERIES

SCALE: 2"=1'0"

CAPITAL REGION
WATER
WAYFINDING

HARRISBURG, PA

CAPITAL REGION WATER
100 PINE DRIVE
HARRISBURG, PA 17103

(2) 1/8" THICK
ALUMINUM PANEL
CHAINLINK FENCE

PROPOSED SIGN, CENTER ON
EXISTING PANELS, SEE KEY
PLANS FOR LOCATIONS

(2) 1/8" THICK ALUMINUM
PANEL (BEHIND)
HEIGHT VARIES AS PER SIGN
HEIGHT

1/8" ALUMINUM SIGN PANEL
WITH DIRECT EMBED CUSTOM
POWDER COAT GRAPHIC OR
TAMPER PROOF FINISH,
SINGLE SIDED GRAPHIC.
SEE KEY PLANS FOR
LOCATIONS

EXISTING CHAINLINK FENCE
SEE KEY PLANS FOR
LOCATIONS

KEY PLAN

REV #	DATE	DESCRIPTION
-------	------	-------------

SEALS

COPYRIGHT © 2016 - Wallace Roberts & Todd, LLC - ALL RIGHTS RE-SERVED - All ideas, designs, arrangements and plans indicated or represented by this drawing and written material appearing herein constitute the original and unpublished work of Wallace Roberts & Todd, LLC and the same may not be duplicated, used or disclosed to any person, firm or corporation for any purpose whatsoever without the written consent of the architect.

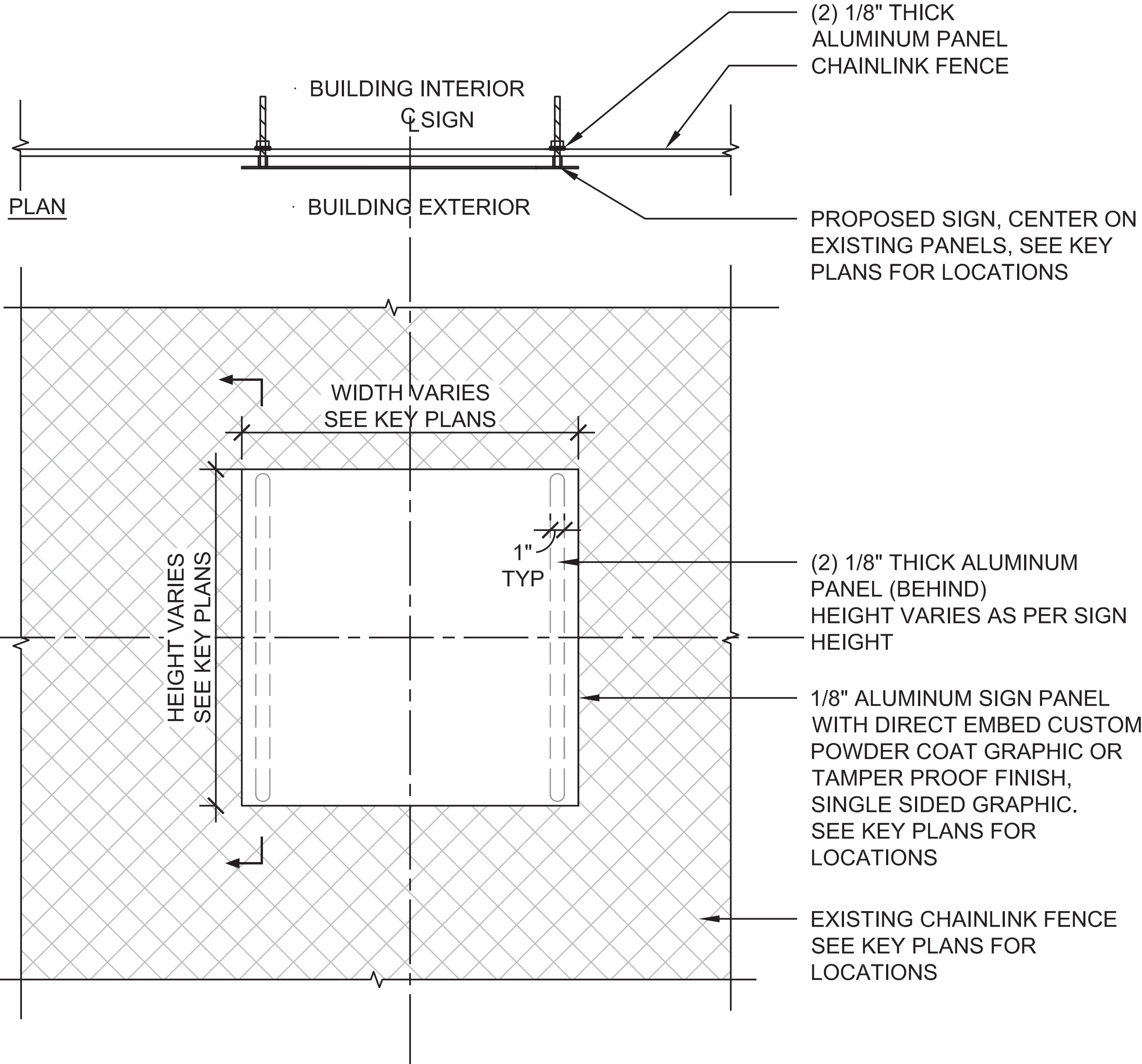
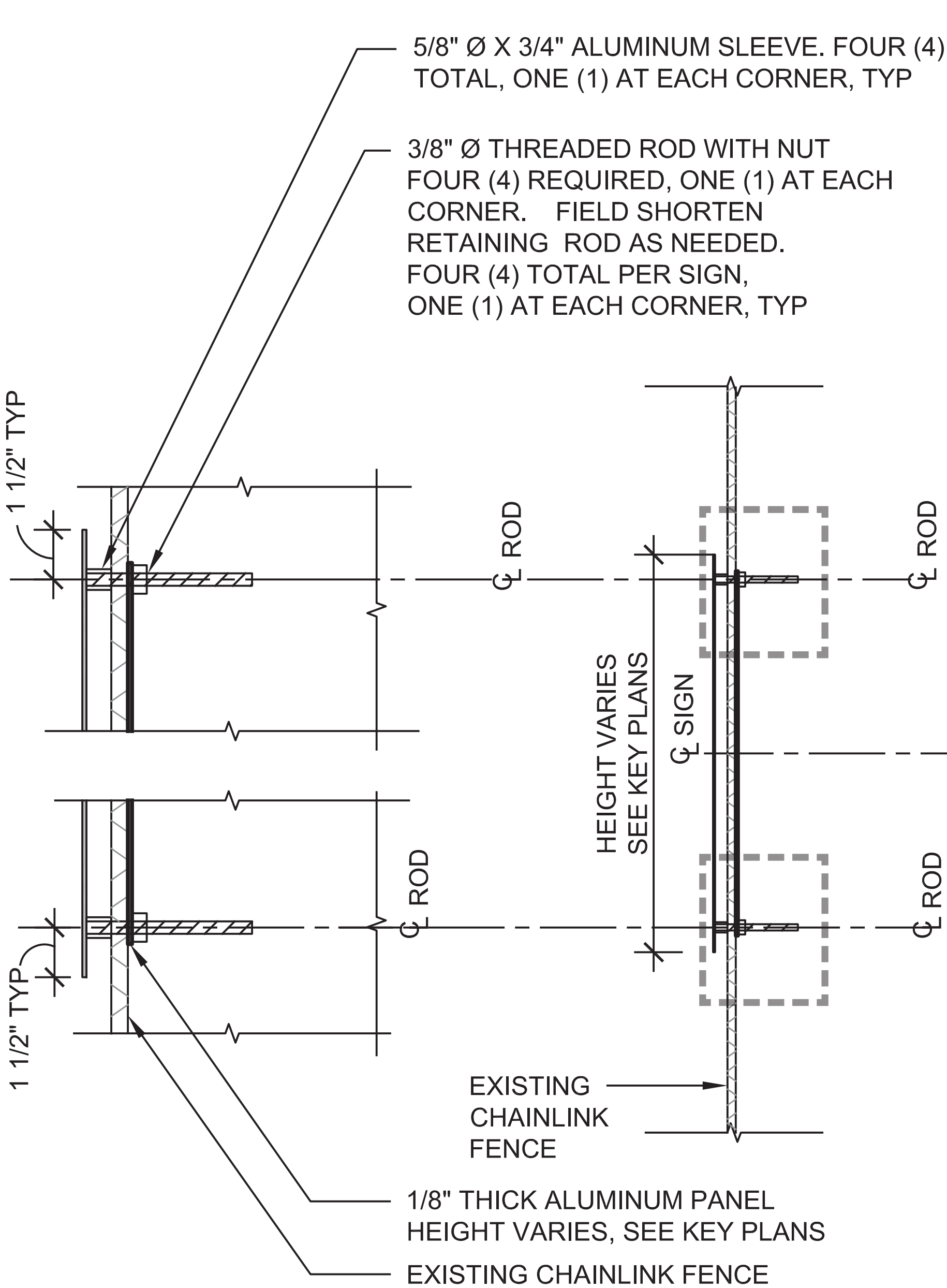
JOB #: 7870	DRAWN BY:
DATE: 09/14/17	CHECKED BY:

DRAWING TITLE:

INSTALLATION
DETAILS

DRAWING #:

L-312



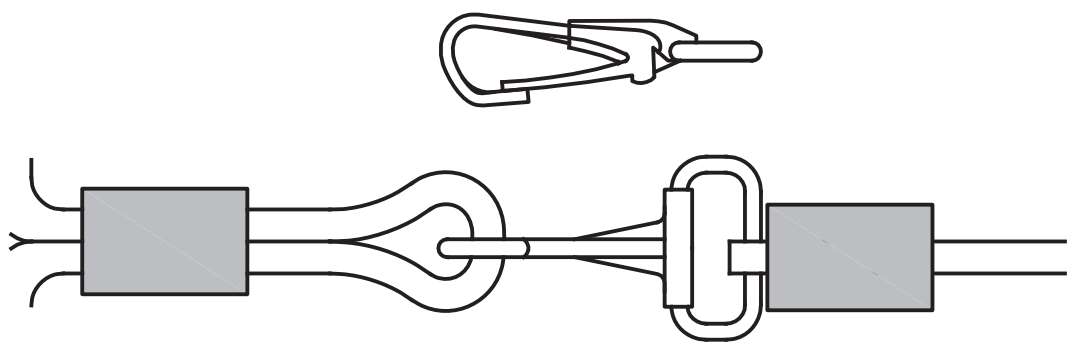
MOUNTED SIGN AT CHAIN LINK FENCE
Total: 5 - SEE L100 SERIES

SCALE: 2"=1'0"

CAPITAL REGION
WATER
WAYFINDING

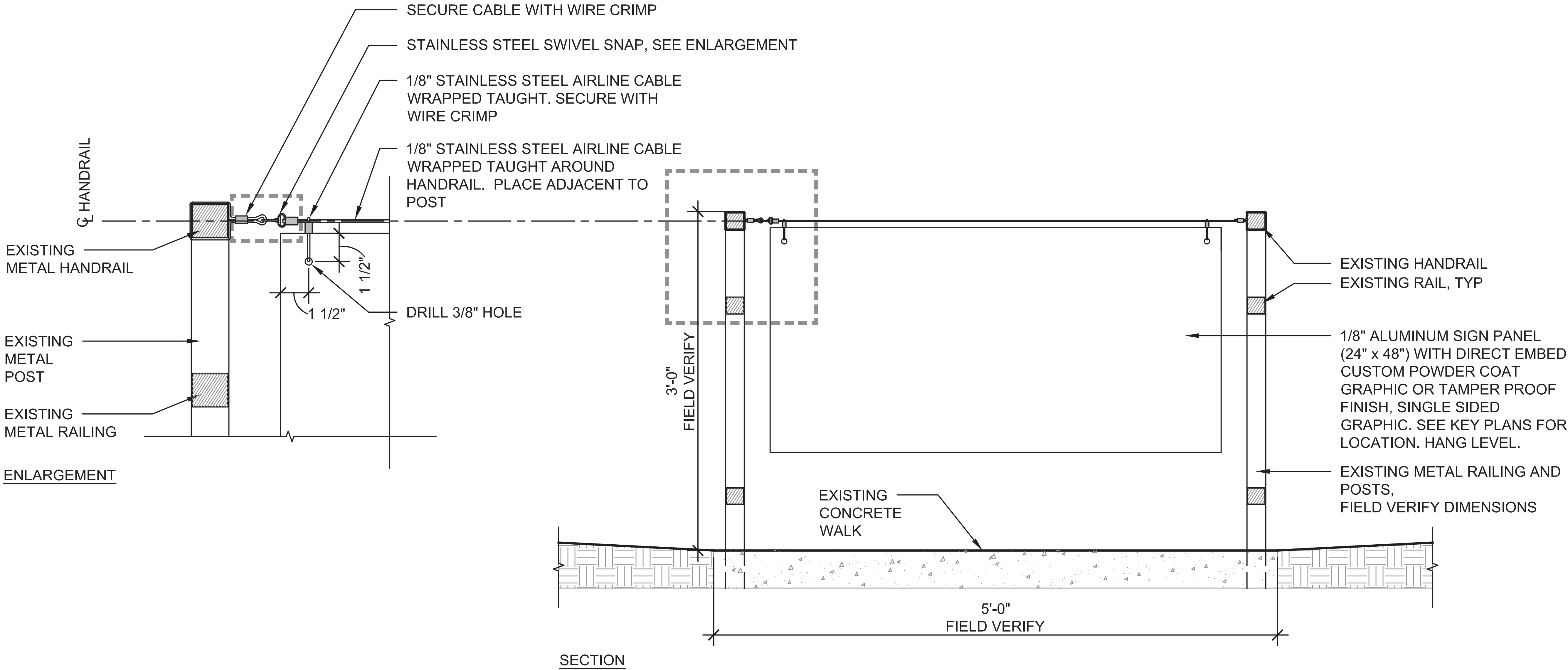
HARRISBURG, PA

CAPITAL REGION WATER
100 PINE DRIVE
HARRISBURG, PA 17103



STAINLESS STEEL
SWIVEL SNAP ENLARGEMENT

Cable installation not needed.



KEY PLAN

REV # DATE DESCRIPTION

SEALS

COPYRIGHT © 2016 - Wallace Roberts & Todd, LLC - ALL RIGHTS RESERVED - All ideas, designs, arrangements and plans indicated or represented by this drawing and written material appearing herein constitute the original and unpublished work of Wallace Roberts & Todd, LLC and the same may not be duplicated, used or disclosed to any person, firm or corporation for any purpose whatsoever without the written consent of the architect.

JOB #: 7870 DATE: 09/14/17 DRAWN BY: CHECKED BY:

DRAWING TITLE:

INSTALLATION
DETAILS

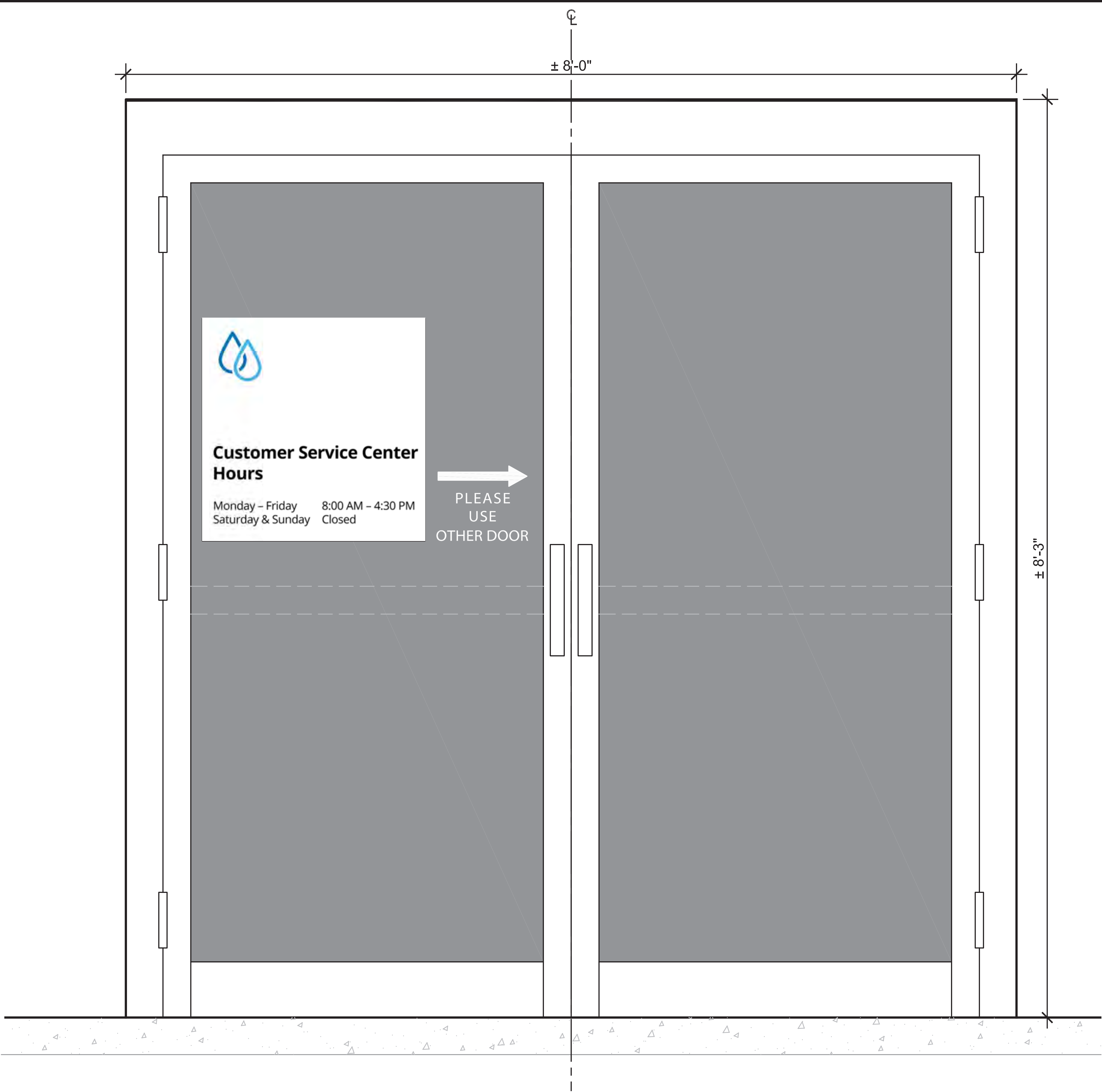
DRAWING #:

L-313

MOUNTED SIGN AT STAINLESS STEEL CABLE
Total: 1 - SEE L100 SERIES

SCALE: 2"=1'0"

- NOTES:
- 24" x 24" GRAPHIC SHALL BE PRINTED TO VINYL AND MOUNTED TO EXISTING GLASS DOOR WITH ADHESIVE
 - EXISTING DOOR AND DOOR COMPONENT DIMENSIONS ARE APPROXIMATE, FIELD VERIFICATION AND OWNER APPROVAL ARE REQUIRED BEFORE PLACEMENT
 - SIGN BACKGROUND COLOR TO BE BRUSHED ALUMINUM TO MATCH OTHER PROPOSED CAMPUS SIGNS



MOUNTED SIGN AT GLASS DOOR
Total: 1 - SEE L100 SERIES

CAPITAL REGION WATER WAYFINDING
HARRISBURG, PA

CAPITAL REGION WATER
100 PINE DRIVE
HARRISBURG, PA 17103

KEY PLAN

REV #	DATE	DESCRIPTION
-------	------	-------------

SEALS

COPYRIGHT © 2016 - Wallace Roberts & Todd, LLC - ALL RIGHTS RESERVED - All ideas, designs, arrangements and plans indicated or represented by this drawing and written material appearing herein constitute the original and unpublished work of Wallace Roberts & Todd, LLC and the same may not be duplicated, used or disclosed to any person, firm or corporation for any purpose whatsoever without the written consent of the architect.

JOB #: 7870	DRAWN BY:
DATE: 09/14/17	CHECKED BY:

DRAWING TITLE:

INSTALLATION DETAILS

DRAWING #:

L-314



Harrisburg, Pennsylvania
888-510-0606
capitalregionwater.com